


IMPACT

TE Internal #: 2143018-3  
High Speed Backplane Connectors, 60 Position, Mating Alignment,  
Guide Pin Mating Alignment Type, 6 Row, 10 Column, PCB Mount  
Header, Vertical, IMPACT

[View on TE.com >](#)



Connectors > PCB Connectors > Backplane Connectors > High Speed Backplane Connectors



Connector System: **Board-to-Board**  
Number of Positions: **60**  
Row-to-Row Spacing: **1.35 mm [ .053 in ]**  
Mating Alignment: **With**  
Mating Alignment Type: **Guide Pin**

Features

Product Type Features

Signal Arrangement	Differential
Connector System	Board-to-Board
PCB Connector Assembly Type	PCB Mount Header
Shroud Style	Partially Shrouded
Connector & Contact Terminates To	Printed Circuit Board

Configuration Features

Number of Ground Positions	20
Number of Pairs	20
Stackable	No
Number of Signal Positions	40
Number of Positions	60
Number of Rows	6
Number of Columns	10
PCB Mount Orientation	Vertical





Guide Location	Right
----------------	-------

Electrical Characteristics

Impedance	100 Ω
Operating Voltage	30 VAC

Signal Characteristics

Number of Differential Pairs per Column	2
Data Rate	20 – 25 Gb/s

Body Features

Primary Product Color	Black
-----------------------	-------

Contact Features

Contact Mating Area Length	5.5 mm[.217 in]
PCB Contact Termination Area Plating Material Thickness	.76 – 1.52 μm[30 – 60 μin]
Contact Layout	Inline
Contact Type	Pin
Contact Underplating Material Thickness	1.27 μm[50 μin]
Contact Mating Area Plating Material Thickness	.76 μm[29.92 – 59.84 μin]
Contact Mating Area Plating Material	Gold
PCB Contact Termination Area Plating Material Finish	Matte
Contact Shape & Form	Dual Beam
Contact Underplating Material	Nickel
PCB Contact Termination Area Plating Material	Tin
Contact Base Material	Copper Nickel Silicon
Contact Current Rating (Max)	.75 A

Termination Features

Termination Post & Tail Length	1.2 mm[.047 in]
Termination Method to Printed Circuit Board	Through Hole - Press-Fit

Mechanical Attachment

PCB Mount Alignment Type	Locating Posts
Guide Hardware	With
Mating Retention	Without
PCB Mount Retention	With
PCB Mount Retention Type	Action/Compliant Tail





Mating Alignment	With
Mating Alignment Type	Guide Pin
Connector Mounting Type	Board Mount

Housing Features

Number of Shrouded Sides	2
End Wall Location	Open
Housing Material	LCP (Liquid Crystal Polymer)
Centerline (Pitch)	1.9 mm[.075 in]

Dimensions

Connector Length	19 mm[.797 in]
Connector Height	12.7 mm[.49 in]
Connector Width	24.6 mm[.96 in]
PCB Thickness (Recommended)	1.6 mm
PCB Hole Diameter	.39 mm[.015 in]
Row-to-Row Spacing	1.35 mm[.053 in]

Usage Conditions

Operating Temperature Range	-55 – 85 °C[-67 – 185 °F]
-----------------------------	---------------------------

Operation/Application

Circuit Application	Signal
---------------------	--------

Industry Standards

Compatible With Approved Standards Products	CSA Certified, UL E28476
UL Flammability Rating	UL 94V-0

Packaging Features

Packaging Method	Box & Tube, Tube
------------------	------------------

Product Compliance

For compliance documentation, visit the product page on TE.com>

EU RoHS Directive 2011/65/EU	Compliant
EU ELV Directive 2000/53/EC	Compliant
China RoHS 2 Directive MIIT Order No 32, 2016	No Restricted Materials Above Threshold
EU REACH Regulation (EC) No. 1907/2006	Current ECHA Candidate List: JUNE 2023 (235)





Candidate List Declared Against: JAN 2021 (211)

Does not contain REACH SVHC

Halogen Content	Low Halogen - Br, Cl, F, I < 900 ppm per homogenous material. Also BFR/CFR/PVC Free
Solder Process Capability	Not applicable for solder process capability

Product Compliance Disclaimer


This information is provided based on reasonable inquiry of our suppliers and represents our current actual knowledge based on the information they provided. This information is subject to change. The part numbers that TE has identified as EU RoHS compliant have a maximum concentration of 0.1% by weight in homogenous materials for lead, hexavalent chromium, mercury, PBB, PBDE, DBP, BBP, DEHP, DIBP, and 0.01% for cadmium, or qualify for an exemption to these limits as defined in the Annexes of Directive 2011/65/EU (RoHS2). Finished electrical and electronic equipment products will be CE marked as required by Directive 2011/65/EU. Components may not be CE marked. Additionally, the part numbers that TE has identified as EU ELV compliant have a maximum concentration of 0.1% by weight in homogenous materials for lead, hexavalent chromium, and mercury, and 0.01% for cadmium, or qualify for an exemption to these limits as defined in the Annexes of Directive 2000/53/EC (ELV). Regarding the REACH Regulation, the information TE provides on SVHC in articles for this part number is based on the latest European Chemicals Agency (ECHA) 'Guidance on requirements for substances in articles' posted at this URL: <https://echa.europa.eu/guidance-documents/guidance-on-reach>

Compatible Parts



TE Part # 2057405-1  
IMP100S,R,RA2P10C,UG,39

Also in the Series | IMPACT




High Speed Backplane Connectors  
(1321)


Customers Also Bought









TE Part #1241050-5  
2x5P MOD II BREAK AWAY HDR,SMD, BLISTER




TE Part #2057403-1  
IMP100S,R,RA2P10C,LG,39




TE Part #5-794636-4  
24P MICRO MNL ASSY,VRT,SMT,LF




TE Part #4-794636-2  
12P MICRO MNL ASSY,VRT,SMT,LF




TE Part #4-2176094-4  
RP 2A 0.25W 340K 0.1% 25PPM 1K RL



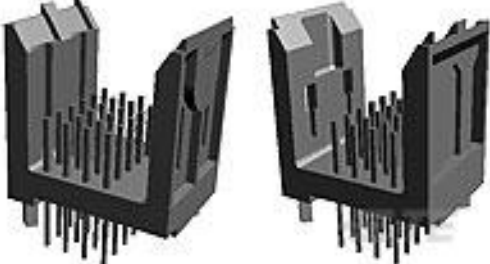
TE Part #9-2176091-2  
RP 2A 0.25W 536R 0.1% 25PPM 1K RL



TE Part #6-2176343-0  
CRGCQ 1206 820K 1%



TE Part #4-640440-8  
18P MTA100 CONN ASSY 22AWG RED



TE Part #5536504-3  
2MM FB,ASY,096,SIG,HDR,EN,6.50

Documents

Product Drawings  
IMP100S,H,RA2P10C,RG,OEW39,5.5  
English

CAD Files  
3D PDF  
3D  
Customer View Model  
ENG\_CVM\_CVM\_2143018-3\_A.2d\_dxf.zip  
English  
Customer View Model  
ENG\_CVM\_CVM\_2143018-3\_A.3d\_igs.zip  
English  
Customer View Model  
ENG\_CVM\_CVM\_2143018-3\_A.3d\_stp.zip  
English

By downloading the CAD file I accept and agree to the Terms and Conditions of use.

Product Specifications





Application Specification

English

Agency Approvals

Agency Approval Document

English