

HD10-9-1939P ✓ ACTIVE

DEUTSCH | DEUTSCH HD, DEUTSCH HD10

TE Internal #: HD10-9-1939P

Housing for Male Terminals, Wire-to-Wire, 9 Position, Sealable, Black, Wire & Cable, Power & Signal, Panel Mount, -67 – 257 °F [-55 – 125 °C], Hybrid

[View on TE.com >](#)



Connectors > Automotive Connectors > Automotive Housings > DEUTSCH HD10 Housings



Connector System: **Wire-to-Wire**

Number of Positions: **9**

Connector & Housing Type: **Housing for Male Terminals**

Sealable: **Yes**

Mating Pin Diameter: **1.59 mm [.063 in]**

[All DEUTSCH HD10 Housings \(53\)](#)

Features

Product Type Features

Mixed & Hybrid Connector	No
Connector Shape	Circular
Connector System	Wire-to-Wire
Connector & Housing Type	Housing for Male Terminals
Sealable	Yes
Connector & Contact Terminates To	Wire & Cable
Primary Locking Feature	Contact Retainer

Configuration Features

Blank Cavity Position	0
Number of Positions	9

Electrical Characteristics

Operating Voltage	250 VAC
Nominal Voltage Architecture	12 V, 24 V, 48 V

Body Features

Cable Exit Angle	180°
Primary Product Color	Black



Contact Features

Contact Size	Size 16
Contact Type	Pin
Mating Pin Diameter	1.59 mm[.063 in]
Contact Current Rating (Max)	13 A

Mechanical Attachment

Terminal Position Assurance	No
Strain Relief	Add By Accessory
Mating Alignment Type	Polarizing Rib
Mating Alignment	With
Connector Mounting Type	Panel Mount

Housing Features

Housing Material	PA GF
------------------	-------

Dimensions

Connector Height	36.5 mm[1.437 in]
Product Width	36.5 mm[1.437 in]
Product Length	42.18 mm[1.66 in]
Compatible Insulation Diameter Range	2.54 – 3.81 mm[.1 – .15 in]

Usage Conditions

Operating Temperature (Max)	125 °C[257 °F]
Operating Temperature Range	-55 – 125 °C[-67 – 257 °F]

Operation/Application

Circuit Application	Power & Signal
---------------------	----------------

Industry Standards

Degree of Protection	IP68, IP6K9K
UL Flammability Rating	UL 94V-1

Packaging Features

Packaging Quantity	250
Packaging Method	Box

Other

Serviceable	Yes
Connector Position Assurance Capable	No



Product Compliance

[For compliance documentation, visit the product page on TE.com>](#)

EU RoHS Directive 2011/65/EU	Compliant
EU ELV Directive 2000/53/EC	Compliant
China RoHS 2 Directive MIIT Order No 32, 2016	No Restricted Materials Above Threshold
EU REACH Regulation (EC) No. 1907/2006	<p>Current ECHA Candidate List: JUNE 2023 (235)</p> <p>Candidate List Declared Against: JUNE 2023 (235)</p> <p>SVHC > Threshold:</p> <p>Octamethylcyclotetrasiloxane (D4) (.5% in Component Part)</p> <p>Dodecamethylcyclohexasiloxane (D6) (.5% in Component Part)</p> <p>Decamethylcyclopentasiloxane (D5) (.5% in Component Part)</p> <p>Article Safe Usage Statements: Wash thoroughly after handling. Recycle if possible and dispose of the article by following all applicable governmental regulations relevant to your geographic location.</p>
Halogen Content	Not Low Halogen - contains Br or Cl > 900 ppm.
Solder Process Capability	Not reviewed for solder process capability

Product Compliance Disclaimer

This information is provided based on reasonable inquiry of our suppliers and represents our current actual knowledge based on the information they provided. This information is subject to change. The part numbers that TE has identified as EU RoHS compliant have a maximum concentration of 0.1% by weight in homogenous materials for lead, hexavalent chromium, mercury, PBB, PBDE, DBP, BBP, DEHP, DIBP, and 0.01% for cadmium, or qualify for an exemption to these limits as defined in the Annexes of Directive 2011/65/EU (RoHS2). Finished electrical and electronic equipment products will be CE marked as required by Directive 2011/65/EU. Components may not be CE marked. Additionally, the part numbers that TE has identified as EU ELV compliant have a maximum concentration of 0.1% by weight in homogenous materials for lead, hexavalent chromium, and mercury, and 0.01% for cadmium, or qualify for an exemption to these limits as defined in the Annexes of Directive 2000/53/EC (ELV). Regarding the REACH Regulation, the information TE provides on SVHC in articles for this part number is based on the latest European Chemicals Agency (ECHA) 'Guidance on requirements for substances in articles' posted at this URL: <https://echa.europa.eu/guidance-documents/guidance-on-reach>

Compatible Parts




TE Part # CAT-H3910-CH8172
DEUTSCH HD10 Housings



TE Part # HDC14-3
DUST CAP



TE Part # CAT-H3910-RC1748
Receptacle Dust Caps — DEUTSCH HD10



TE Part # CAT-D48-ST273
DEUTSCH Solid Contacts HD10



TE Part # CAT-D48-SP729
DEUTSCH Sealing Plugs



TE Part # CAT-J67-DSCC16
DEUTSCH Size 16 Crimp Contacts



TE Part # HD10-9BT
BOOT, 9P, PLG/REC, ST, GRY




TE Part # HD10-9BT-BK
BOOT, 9P, PLG/REC, ST, BLK



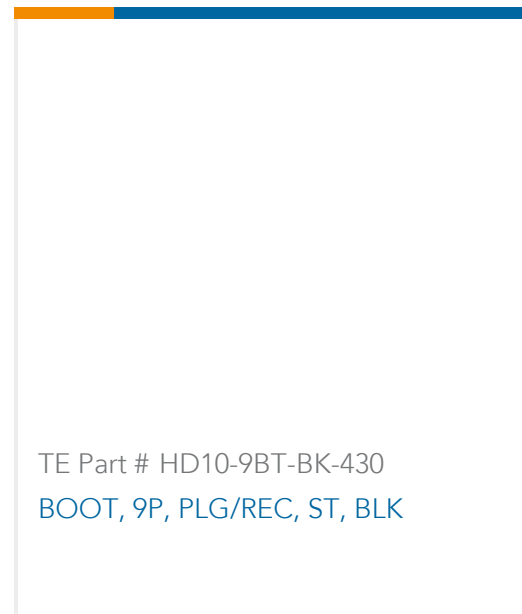
TE Part # HD10-9-GKT
GASKET, 9SZ, BLK, HD10



TE Part # 2300908-1
0460-003-16329, PIN, SOLID, 20-24AWG, AU

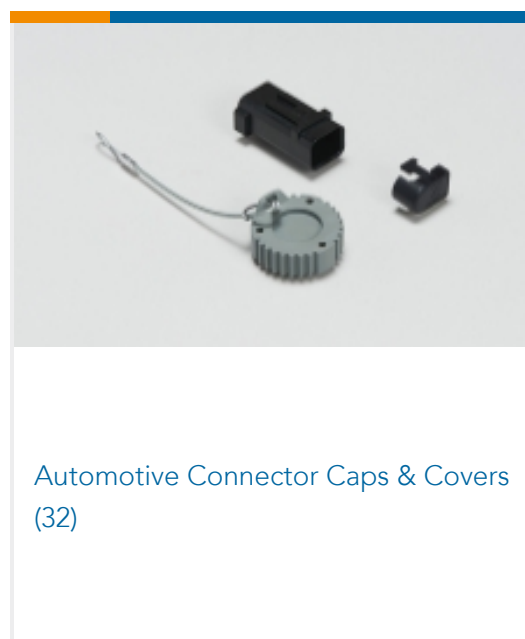


TE Part # CAT-D48-SFT273
DEUTSCH Stamped and Formed Contacts

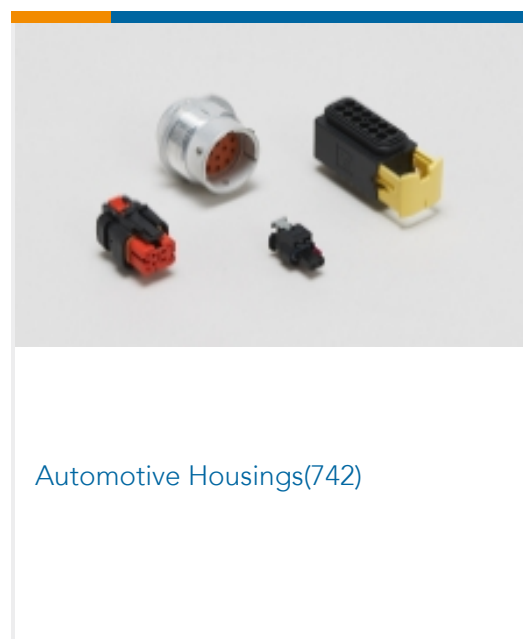


TE Part # HD10-9BT-BK-430
BOOT, 9P, PLG/REC, ST, BLK


Also in the Series | **DEUTSCH HD**




Automotive Connector Caps & Covers (32)




Automotive Housings(742)



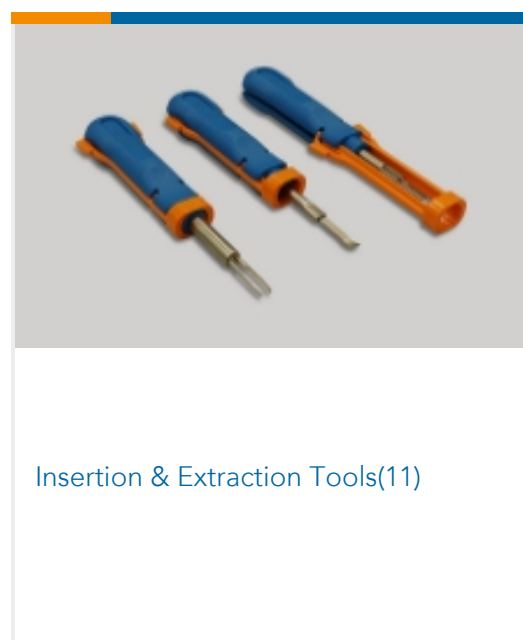
Connector Backshells(29)




Connector Seals & Cavity Plugs(10)



Connector Strain Relief(5)



Insertion & Extraction Tools(11)



Other Automotive Connector Accessories(11)



PCB Headers & Receptacles(1)

Also in the Series | **DEUTSCH HD10**




Automotive Connector Caps & Covers (17)



Automotive Housings(53)



Connector Backshells(17)



PCB Headers & Receptacles(1)

Customers Also Bought



TE Part #HD18-009
BACK SHELL



TE Part #HDP24-24-23PT-L017
DEUTSCH HDP20 Housings



TE Part #DRC26-60S06
PLG, 60P, BLK, N, 06



TE Part #1060-16-0144-PS
PIN, SF, SIZE 16, 14-18, AU/SN, 100 PC



TE Part #K1007168
Steckhuelsengeh. 08-2-2-05 08-80-125



TE Part #2304643-4
60POS,AMP MCP 2.8,REC HSG ASSY, SLD



TE Part #2363714-2
REC CONN CVR ASSY,2POS,DT, 180DEG



TE Part #HD44-18-21SN
KT RC HD30 18 SHL 21 WY N SEAL REV

Documents

Product Drawings

[SQ FG REC ASM](#)

English

CAD Files

[3D PDF](#)

3D

Customer View Model

[ENG_CVM_CVM_HD10-9-1939P_99_c-hd10-9-1939p-99.2d_dxf.zip](#)

English

Customer View Model

[ENG_CVM_CVM_HD10-9-1939P_99_c-hd10-9-1939p-99.3d_igs.zip](#)

English

Customer View Model

[ENG_CVM_CVM_HD10-9-1939P_99_c-hd10-9-1939p-99.3d_stp.zip](#)

English

By downloading the CAD file I accept and agree to the [Terms and Conditions](#) of use.



Datasheets & Catalog Pages

[ICT Terminals and Connectors Catalogue](#)

English

[CONNECTOR SELECTOR](#)

English

Product Specifications

[Application Specification](#)

English

Agency Approvals

[UL Report](#)

English