



TE Internal #: 55824-1
Splices, Butt Splice, 22 – 18 AWG Wire Size, .3 – .9 mm² Wire Size,
Sealable, .17 in [4.32 mm] Barrel Inside Diameter, 509 – 1900 CMA
Wire Size
[View on TE.com >](#)

Terminals & Splices > Splices



Wire Size: .3 – .9 mm²
Sealable: **Yes**
Compatible Insulation Diameter Range: 4.32 mm [.17 in]
Barrel Inside Diameter: 4.32 mm [.17 in]

Features

Product Type Features

Sealable	Yes
Splice Type	Butt Splice
Compatible With Discrete Wire Type	Stranded
Wire Insulation Support Retention Type	Insulation Support

Configuration Features

Compatible With Wire & Cable Type	Discrete Wire
-----------------------------------	---------------

Body Features

Product Weight	1.016 g
Insulation Material	Polyolefin
Primary Product Color	Red

Contact Features

Terminal Plating Material	Tin
Contact Base Material	Copper
Barrel Type	Closed

Mechanical Attachment



Wire Insulation Support	With
-------------------------	------

Dimensions

Wire Size	509 – 1900 CMA
Compatible Insulation Diameter Range	4.32 mm[.17 in]
Barrel Inside Diameter	4.32 mm[.17 in]
Product Length	40.79 mm[1.606 in]

Usage Conditions

Insulation Option	Fully Insulated
Operating Temperature Range	-55 – 125 °C[-67 – 257 °F]

Industry Standards

Government Qualified Splice	No
-----------------------------	----

Packaging Features

Packaging Quantity	1000
Packaging Method	Loose Piece

Product Compliance

For compliance documentation, visit the product page on TE.com>

EU RoHS Directive 2011/65/EU	Compliant
EU ELV Directive 2000/53/EC	Compliant
China RoHS 2 Directive MIIT Order No 32, 2016	No Restricted Materials Above Threshold
EU REACH Regulation (EC) No. 1907/2006	Current ECHA Candidate List: JUNE 2023 (235) Candidate List Declared Against: JUL 2021 (219) Does not contain REACH SVHC
Halogen Content	Not Yet Reviewed for halogen content
Solder Process Capability	Not applicable for solder process capability

Product Compliance Disclaimer

This information is provided based on reasonable inquiry of our suppliers and represents our current actual knowledge based on the information they provided. This information is subject to change. The part numbers that TE has identified as EU RoHS compliant have a maximum concentration of 0.1% by weight in homogenous materials for lead, hexavalent chromium, mercury, PBB, PBDE, DBP, BBP, DEHP, DIBP, and 0.01% for cadmium, or qualify for an exemption to these limits as defined in the Annexes of Directive 2011/65/EU (RoHS2). Finished electrical and electronic equipment products will be CE marked as required by Directive 2011/65/EU. Components may not be CE marked. Additionally, the part numbers that TE has identified as EU ELV compliant have a maximum concentration of 0.1% by weight in homogenous materials for lead, hexavalent chromium, and mercury, and 0.01% for cadmium, or qualify for an exemption to these limits as defined in the Annexes of Directive 2000/53/EC (ELV). Regarding the REACH Regulation, the information TE provides on SVHC in articles for this part number is based on the latest European Chemicals Agency (ECHA) ‘Guidance on



requirements for substances in articles’ posted at this URL: <https://echa.europa.eu/guidance-documents/guidance-on-reach>

Compatible Parts




TE Part # 8-55824-2
22-18 PRE-INSUL SEALED SPLICE

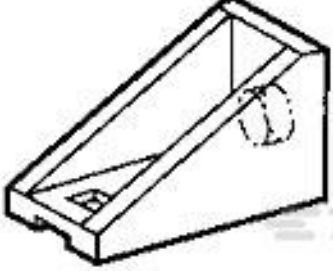


TE Part # 55893-1
CRIMP.TOOL 22-10(SEALED PROD.)


Customers Also Bought




TE Part #1630027-9
HSC300 22R 5%




TE Part #53886-1
PNL MT ADAPTER,FEMALE,POWER LK




TE Part #53880-4
CONTACT,PWR LK,SRS2,LS PC,CRMP




TE Part #329966
SOLIS R 22-16COMM 22-18MIL 1/2




TE Part #603504-2
12-10 PRE-INSUL SEALED SPLICE




TE Part #5-1462039-7
IM42PGR=IM RELAY 100mW 4.5V BIS



TE Part #31805
TERMINAL,SOLIS R 12-10 10



TE Part #L9000033-01
Antenna 1/4 Wave Short 2.4GHz RPS



TE Part #1462041-5
IMB02CTS=IM RELAY 140mW 4.5V HDV

Documents

Product Drawings
22-18 PRE-INSUL SEALED SPLICE
English



CAD Files

Customer View Model

[ENG_CVM_CVM_55824-1_G.2d_dxf.zip](#)

English

3D PDF

3D

Customer View Model

[ENG_CVM_CVM_55824-1_G.3d_igs.zip](#)

English

Customer View Model

[ENG_CVM_CVM_55824-1_G.3d_stp.zip](#)

English

By downloading the CAD file I accept and agree to the [Terms and Conditions](#) of use.

Instruction Sheets

[Instruction Sheet \(U.S.\)](#)

English