

## H3-TCM2-63WX+

30-6000MHz 50Ω 1:2 Balun

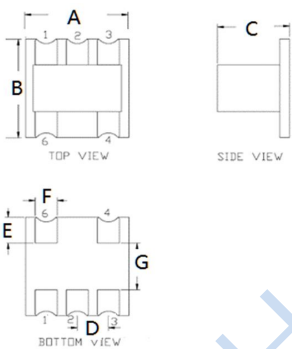
### • APPLICATIONS

- PCS
- Wideband push-pull amplifiers
- Cellular

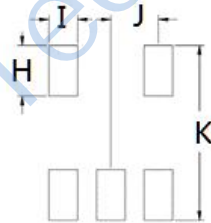
### • FEATURES

- Surface mount
- Impedance ratio: 1:2
- RoHS compliant and Pb free
- Available on tape and reel

### DIMENSIONS



### Land Pattern



A	B	C	D	H	I	J
4.21	4.21	2.40	1.27	1.40	0.76	1.27
E	F	G		K		
1.11	0.90	2.00		4.83		

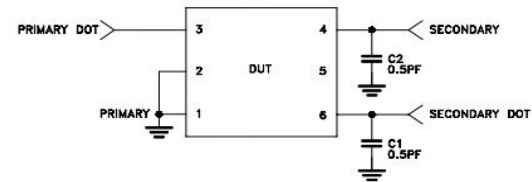
Unless otherwise stated dimensions are in mm

Tolerance: .xx ± 0.25, .xxx ± 0.05

### ELECTRICAL SPECIFICATIONS@25°C:

Parameters (P#: ENA PORT)	frequency band	Min.	Typ.	Max.	Unit
Impedance Ratio (secondary/primary)			2		
Port Impedance, Z0			50		Ohm
Insertion Loss	30-5000MHz		2.1	2.9	dB
	100-4000MHz		1.4	1.9	dB
	5000-6000MHz		3.2	3.9	dB
Amplitude Balance	30-6000MHz		0.6		dB
	100-4500MHz		0.5		dB
Phase Balance	10-6000MHz		6		Deg
	100-4500MHz		5		Deg
Common Mode Rejection	30-6000MHz	15	22		dB
	100-4500MHz	18	28		dB

### FUNCTIONAL SCHEMATIC



### PIN CONFIGURATION

Pin No.	Function
1	Primary
2	Primary
3	Primary Dot
4	Secondary
6	Secondary Dot

### ABSOLUTE MAXIMUM RATINGS

Parameter	Value
Input Power	400mW Max
DC Current	30mA Max
Operating Temperature Range	-40 to 85°C
Storage Temperature Range	-55 to 100°C

Tel: +86-28-85589664

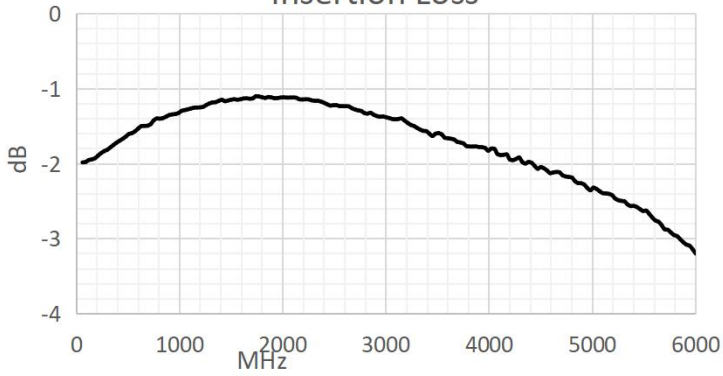
E-mail: mr\_li@henglitaitech.com

Web: www.hltchips.com

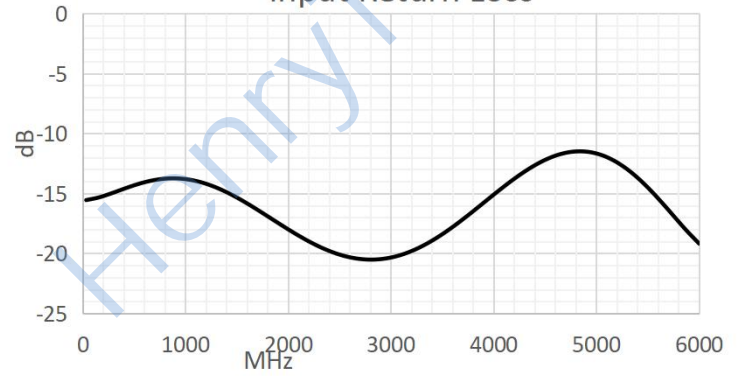
Adress: No.198 Tianqin East Street, Gaoxin West District, Chengdu City

## TEST CURVE

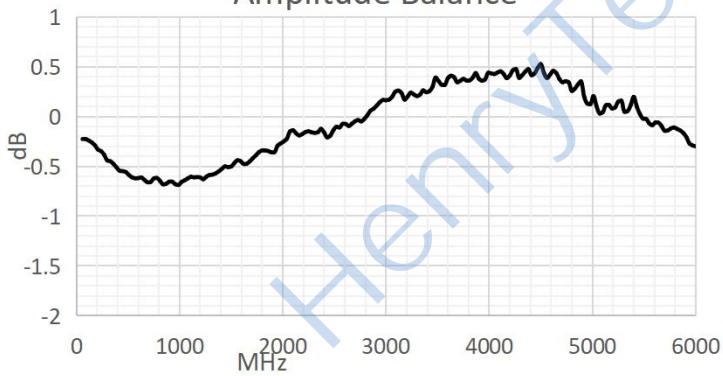
### Insertion Loss



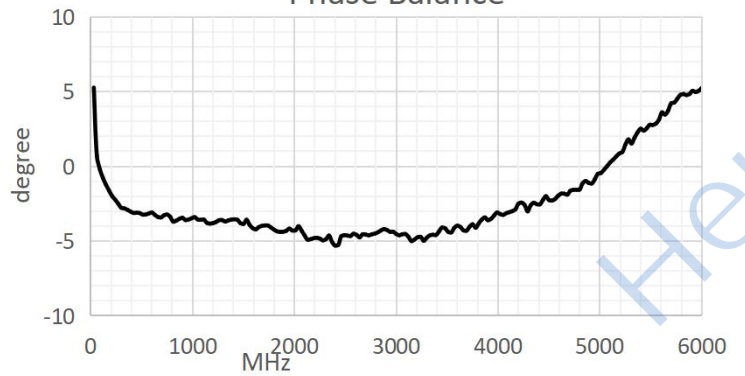
### Input Return Loss



### Amplitude Balance



### Phase Balance



### Common Mode Rejection

