



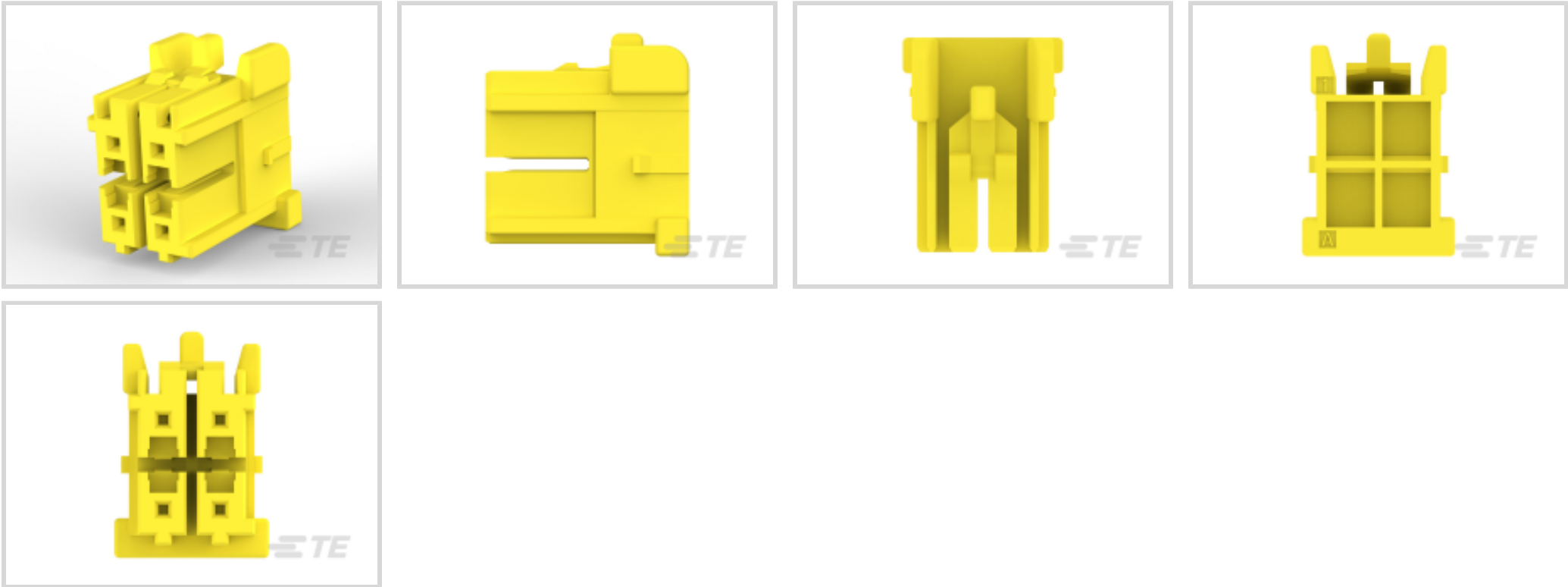
GRACE INERTIA 3.3

TE Internal #: 4-1971905-2

Rectangular Power Connectors, Housing, Plug, Wire-to-Board, 4 Position, 3.3 mm [.129 in] Centerline, Wire & Cable, UL 94V-0, GRACE INERTIA 3.3

[View on TE.com >](#)

Connectors > Power Connectors > Rectangular Power > Rectangular Power Connectors > Glow Wire GRACE INERTIA Plug



Rectangular Power Connector Type: **Housing**

Connector & Housing Type: **Plug**

Connector System: **Wire-to-Board**

Number of Positions: **4**

Centerline (Pitch): **3.3 mm [.129 in]**

[All Glow Wire GRACE INERTIA Plug \(78\)](#)

Features

Product Type Features

| | |
|-----------------------------------|---------------|
| Rectangular Power Connector Type | Housing |
| Connector & Housing Type | Plug |
| Connector System | Wire-to-Board |
| Sealable | No |
| Connector & Contact Terminates To | Wire & Cable |

Configuration Features

| | |
|----------------------------|---|
| Number of Positions | 4 |
| Number of Power Positions | 4 |
| Number of Signal Positions | 4 |
| Number of Rows | 2 |

Electrical Characteristics

| | |
|-------------------|---------|
| Operating Voltage | 250 VDC |
|-------------------|---------|



Body Features

| | |
|-------------------------|---|
| Connector & Keying Code | D |
|-------------------------|---|

Contact Features

| | |
|--|-----------------|
| Contact Mating Area Plating Material | Tin |
| Contact Base Material | Copper Alloy |
| Contact Current Rating (Max) | 4 A |
| Contact Retention Within Housing | With |
| Contact Type | Receptacle |
| Contact Mating Area Plating Material Thickness | 2 µm[78.73 µin] |

Termination Features

| | |
|------------------------------------|-------|
| Termination Method to Wire & Cable | Crimp |
|------------------------------------|-------|

Mechanical Attachment

| | |
|-------------------------|----------------------------|
| Strain Relief | Without |
| Mating Alignment Type | Keyed |
| Mating Retention | With |
| Mating Alignment | With |
| Panel Mount Feature | Without |
| PCB Mount Retention | Without |
| Mating Retention Type | Latch, Locking Latch |
| Connector Mounting Type | Cable Mount (Free-Hanging) |

Housing Features

| | |
|--------------------|-----------------|
| Centerline (Pitch) | 3.3 mm[.129 in] |
| Housing Color | Yellow |
| Housing Material | PA 66 GF |

Dimensions

| | |
|--------------------|----------------------|
| Connector Height | 12.4 mm[.488 in] |
| Product Length | 9 mm[.354 in] |
| Wire Size | 155.91 – 1045.97 CMA |
| Row-to-Row Spacing | 5.2 mm[.205 in] |

Usage Conditions

| | |
|-----------------------------|----------------------------|
| Operating Temperature Range | -30 – 105 °C[-22 – 221 °F] |
|-----------------------------|----------------------------|

Operation/Application



| | |
|---------------------|----------------|
| Circuit Application | Power & Signal |
|---------------------|----------------|

Industry Standards

| | |
|------------------------|---------------------------|
| UL Flammability Rating | UL 94V-0 |
| Glow Wire Rating | GWT 750°C (Without Flame) |

Packaging Features

| | |
|--------------------|-----|
| Packaging Quantity | 500 |
| Packaging Method | Bag |

Product Compliance

For compliance documentation, visit the product page on TE.com>

| | |
|---|---|
| EU RoHS Directive 2011/65/EU | Compliant |
| EU ELV Directive 2000/53/EC | Compliant |
| China RoHS 2 Directive MIIT Order No 32, 2016 | No Restricted Materials Above Threshold |
| EU REACH Regulation (EC) No. 1907/2006 | Current ECHA Candidate List: JUNE 2023 (235) Candidate List Declared Against: JUNE 2023 (235) Does not contain REACH SVHC |
| Halogen Content | Not Low Halogen - contains Br or Cl > 900 ppm. |
| Solder Process Capability | Not reviewed for solder process capability |

Product Compliance Disclaimer

This information is provided based on reasonable inquiry of our suppliers and represents our current actual knowledge based on the information they provided. This information is subject to change. The part numbers that TE has identified as EU RoHS compliant have a maximum concentration of 0.1% by weight in homogenous materials for lead, hexavalent chromium, mercury, PBB, PBDE, DBP, BBP, DEHP, DIBP, and 0.01% for cadmium, or qualify for an exemption to these limits as defined in the Annexes of Directive 2011/65/EU (RoHS2). Finished electrical and electronic equipment products will be CE marked as required by Directive 2011/65/EU. Components may not be CE marked. Additionally, the part numbers that TE has identified as EU ELV compliant have a maximum concentration of 0.1% by weight in homogenous materials for lead, hexavalent chromium, and mercury, and 0.01% for cadmium, or qualify for an exemption to these limits as defined in the Annexes of Directive 2000/53/EC (ELV). Regarding the REACH Regulation, the information TE provides on SVHC in articles for this part number is based on the latest European Chemicals Agency (ECHA) 'Guidance on requirements for substances in articles' posted at this URL: <https://echa.europa.eu/guidance-documents/guidance-on-reach>

Compatible Parts





TE Part # CAT-G7534-P729A
Glow Wire GRACE INERTIA Plug




TE Part # 1871819-1
GIC 3.3 4P DBL LOCK PLATE(2-ROW, M-TYPE)



TE Part # 4-1971906-2
HEADER ASSY 4POS,KEYING-D,NEW GIC3.3

Also in the Series | GRACE INERTIA 3.3



Connector Contacts(3)



Connector Hardware(15)



Rectangular Power Connectors(69)


Customers Also Bought



TE Part #1971783-1
PTL RECEPTACLE CONTACT, 16-19 AWG, 2X22



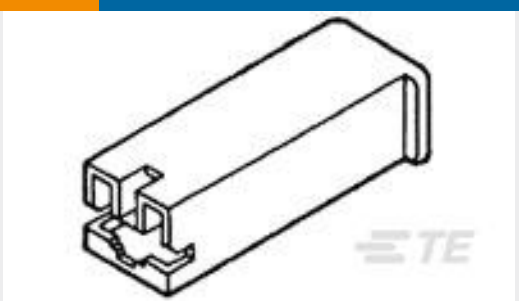
TE Part #293008-1
3 POS. FASTIN-FASTON CONN. TAB HOUSING R



TE Part #175150-1
UNIVERSAL POWER CONN TAB



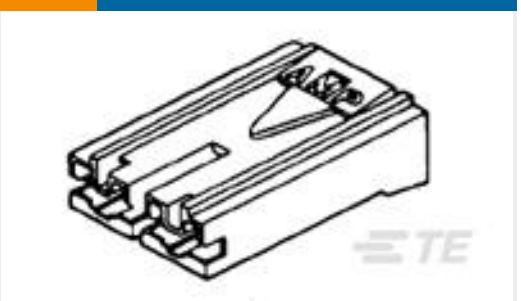
TE Part #170362-1
UNIV M-N-L SOC. 22-18 AWG



TE Part #2-172076-1
250 HSG. PL MKII REC. NAT



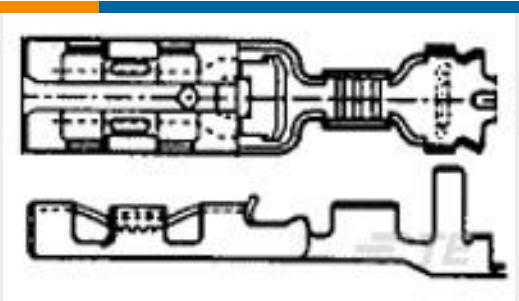
TE Part #2232905-1
EP 2.5 LIF RCPT CONTACT, 26-22 AWG



TE Part #179720-1
187 HSG. PL MKII REC. 10mm 2P NAT



TE Part #170361-1
UNIV M-N-L SOC. 26-22 AWG



TE Part #353249-2
110 PL EX REC. 26-22AWG PTPHBZ



TE Part #1983780-1
NG GIC 3.3 REC CONTACT TIN PLATE



Documents

Product Drawings

PLUG HOUSING 4POS,KEYING-D,NEW GIC3.3

English

CAD Files

3D PDF

3D

Customer View Model

ENG_CVM_CVM_4-1971905-2_C.2d_dxf.zip

English

Customer View Model

ENG_CVM_CVM_4-1971905-2_C.3d_igs.zip

English

Customer View Model

ENG_CVM_CVM_4-1971905-2_C.3d_stp.zip

English

By downloading the CAD file I accept and agree to the [Terms and Conditions](#) of use.

Datasheets & Catalog Pages

5-1773465-4-GI3.3Flyer

English

7-1773465-7-GI3.3-ChineseFlyer

GI3.3_QRG_CN

Product Specifications

Application Specification

English