

H3-ADT4-1WT+

2-800MHz 50Ω 1:4 Balun

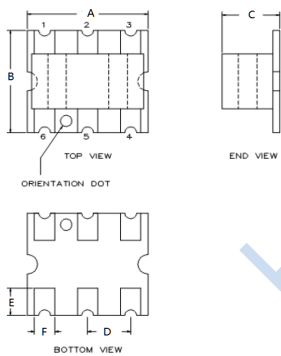
APPLICATIONS

• Ideally suitable for CATV broadband applications.

FEATURES

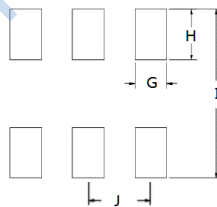
- Surface mount
- Impedance ratio: 1:4
- Excellent performance under DC bias current, also when current flows is imbalanced through outputs
- RoHS compliant and Pb free
- Available on tape and reel

DIMENSIONS



A	B	C
7.11	6.35	2.84Max
D	E	F
2.54	1.70	1.20

RECOMMENDED LAND PATTERN



G	H	I
1.30	2.15	6.71
J		
2.54		

Unless otherwise stated dimensions are in mm

Tolerance: .xx ± 0.25, .xxx ± 0.05

ELECTRICAL SPECIFICATIONS@25°C:

Parameters (P#: ENA PORT)	frequency band	Min.	Typ.	Max.	Unit
Port Impedance, Z0 (P1)			50		Ohm
Insertion Loss	2-800MHz		0.5	3.0	dB
Phase Balance(ref value 180°)	2-800MHz		12.0	18.0	Deg
Amplitude Balance	2-800MHz		1.0	1.5	dB
Input Return Loss	2-800MHz	5.0	9.0		dB

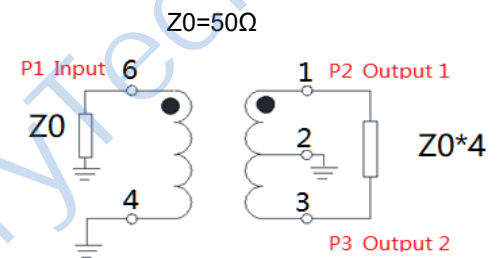
FUNCTIONAL SCHEMATIC



PIN CONFIGURATION

Pin No.	Function
1	Secondary Dot (output1)
2	Center tap (ground)
3	Secondary (output2)
4	Primary (ground)
5	Not used(ground)
6	Primary Dot (input)

APPLICATION & TEST CIRCUIT

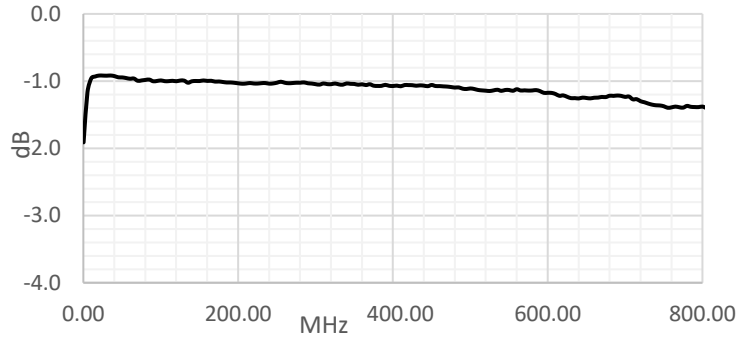


ABSOLUTE MAXIMUM RATINGS

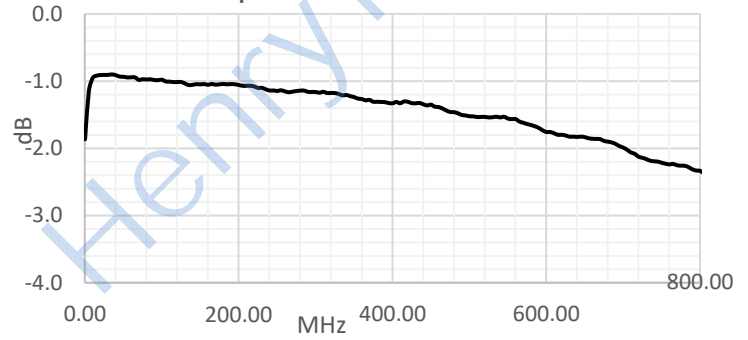
Parameter	Value
Input RF Power	1W Max
Internal Load Dissipation	0.125W Max
Tested up to DC bias current, will perform above this level	900mA Max
Operating Temperature Range	-40 to 85°C

TEST CURVE

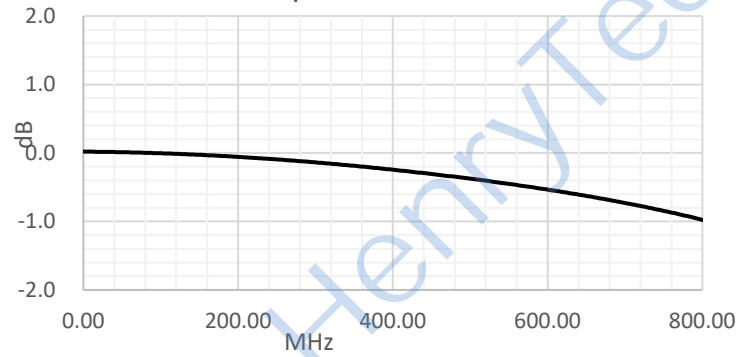
Insertion Loss Pin 6 to 1



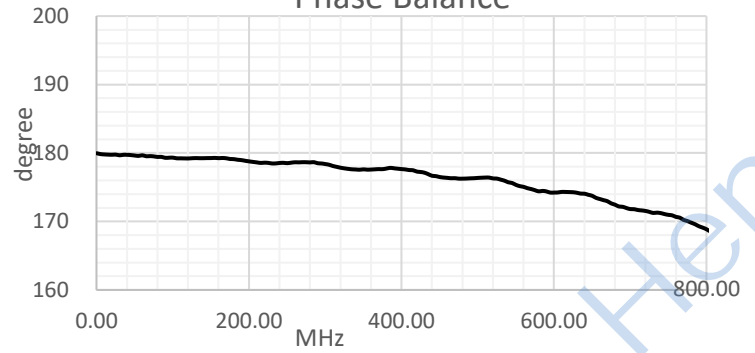
Input Return Loss Pin 6 to 3



Amplitude Balance



Phase Balance



Input Return Loss

