



Terminals & Splices > Automotive Terminals



Terminal Type: **Tab**
Mating Tab Width: **1.7 mm [.07 in]**
Mating Tab Thickness: **.65 mm [.025 in]**
Terminal Transmits: **0 – 24 A (Low Power)**
Wire Size: **18 – 15 AWG**

Features

Product Type Features

Sealable	No
Primary Locking Feature	Clean Body

Contact Features

Contact Size	1.7mm
Contact Fabrication	Stamped & Formed
Wire Contact Termination Area Plating Material	Tin
Typical Current Rating	14 A
Crimp Type	F-Crimp
Terminal Type	Tab
Mating Tab Width	1.7 mm[.07 in]
Mating Tab Thickness	.65 mm[.025 in]
Interface Plating	Tin (Sn)

Termination Features

Termination Method to Wire & Cable	Crimp
------------------------------------	-------



Product Terminates To	Wire
Dimensions	
Compatible Insulation Diameter Range	1.9 – 2.6 mm[.074 – .1 in]
Wire Size	.75 – 1.5 mm²
Wire Size Search	15 AWG, 16 AWG, 17 AWG, 18 AWG
Tab Length	20.7 mm[.814 in]
Usage Conditions	
Insulation Option	Uninsulated
Operating Temperature (Max)	80 °C, 85 °C, 90 °C, 100 °C, 105 °C[176 °F][185 °F][194 °F][212 °F][221 °F]
Operating Temperature Range	-30 – 105 °C[-22 – 221 °F]
Packaging Features	
Packaging Quantity	4000
Packaging Method	Reel
Other	
Terminal Transmits	0 – 24 A (Low Power)

Product Compliance

For compliance documentation, visit the product page on TE.com>

EU RoHS Directive 2011/65/EU	Compliant
EU ELV Directive 2000/53/EC	Compliant
China RoHS 2 Directive MIIT Order No 32, 2016	No Restricted Materials Above Threshold
EU REACH Regulation (EC) No. 1907/2006	Current ECHA Candidate List: JUNE 2023 (235) Candidate List Declared Against: JUNE 2023 (235) Does not contain REACH SVHC
Halogen Content	Low Halogen - Br, Cl, F, I < 900 ppm per homogenous material. Also BFR/CFR/PVC Free
Solder Process Capability	Not applicable for solder process capability

Product Compliance Disclaimer

This information is provided based on reasonable inquiry of our suppliers and represents our current actual knowledge based on the information they provided. This information is subject to change. The part numbers that TE has identified as EU RoHS compliant have a maximum concentration of 0.1% by weight in homogenous materials for lead, hexavalent chromium, mercury, PBB, PBDE, DBP, BBP, DEHP, DIBP, and 0.01% for cadmium, or qualify for an exemption to these limits as defined in the Annexes of Directive 2011/65/EU (RoHS2). Finished electrical and electronic equipment products








will be CE marked as required by Directive 2011/65/EU. Components may not be CE marked. Additionally, the part numbers that TE has identified as EU ELV compliant have a maximum concentration of 0.1% by weight in homogenous materials for lead, hexavalent chromium, and mercury, and 0.01% for cadmium, or qualify for an exemption to these limits as defined in the Annexes of Directive 2000/53/EC (ELV). Regarding the REACH Regulation, the information TE provides on SVHC in articles for this part number is based on the latest European Chemicals Agency (ECHA) 'Guidance on requirements for substances in articles' posted at this URL: <https://echa.europa.eu/guidance-documents/guidance-on-reach>

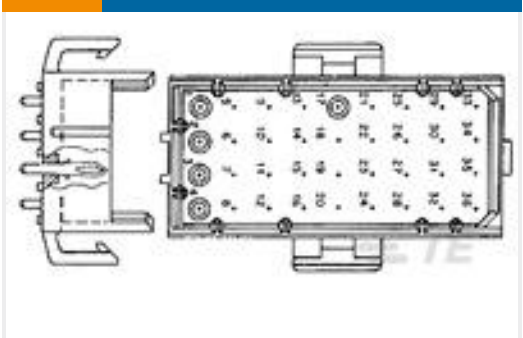
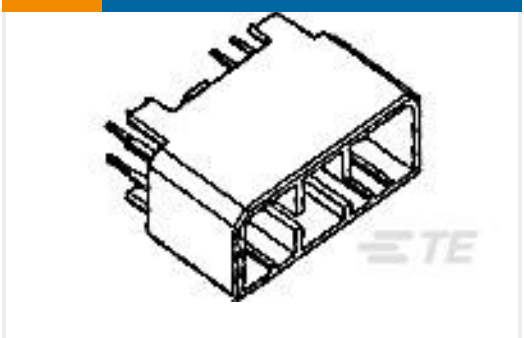
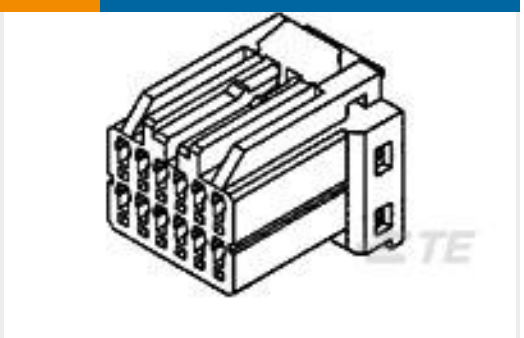
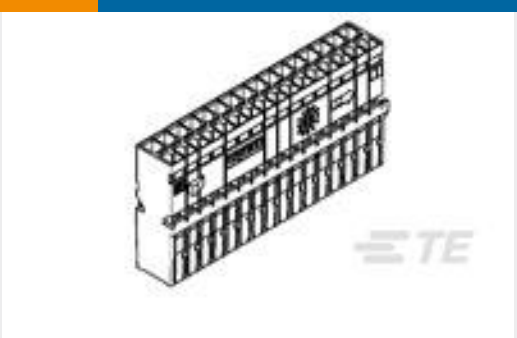
Compatible Parts

 <p>TE Part # 9-1579007-1 EXTRACTION TOOL</p>	 <p>TE Part # CAT-M9194-CH8172 MULTILOCK, CONNECTOR HOUSING</p>	 <p>TE Part # 2151887-1 OCEAN_2.0_APPLICATOR-S-090F100F</p>	 <p>TE Part # 2151887-2 OCEAN_2.0_APPLICATOR-S-090F100F</p>
---	--	---	---

Also in the Series | Multilock .040

 <p>Automotive Connector Caps & Covers (2)</p>	 <p>Automotive Terminals(4)</p>	 <p>Insertion & Extraction Tools(1)</p>	 <p>Other Automotive Connector Accessories(1)</p>
 <p>PCB Headers & Receptacles(6)</p>			

Customers Also Bought

 <p>TE Part #640506-3 36P MR HDR ASSY V0</p>	 <p>TE Part #282526-5 20P 070 MLK CAP HEAD ASSY</p>	 <p>TE Part #174910-2 040 MLC PLUG HSG 20P</p>	 <p>TE Part #1326141-1 32WAY LAC RECEPTACLE CARRIER H</p>
---	---	---	--



TE Part #106455-4
FF 110 PLUG HSG 8P.

TE Part #1326140-1
32WAY LAC SHIELD ASSEMBLY 70 D

TE Part #5178405-1
040 SEALED PAIR MATE 120P CAP ASSY

TE Part #174928-1
070 MLC W-W CAP HSG 3P NATURAL

TE Part #1-1452839-5
24 POS FEMALE HSG ASSY

Documents

Product Drawings

070 SERIES TAB CONTACT

English

CAD Files

3D PDF

3D

Customer View Model

ENG_CVM_CVM_282378-1_C.2d_dxf.zip

English

Customer View Model

ENG_CVM_CVM_282378-1_C.3d_igs.zip

English

Customer View Model

ENG_CVM_CVM_282378-1_C.3d_stp.zip

English

By downloading the CAD file I accept and agree to the [Terms and Conditions](#) of use.

Product Specifications

Application Specification

English

APPLICATION SPECIFICATION FOR 070 SR. MULTILOCK* TAB

English