

87165-1 ✓ ACTIVE

AMP

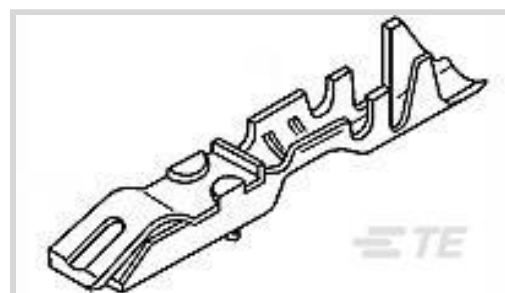
TE Internal #: 87165-1

Socket Contact, Gold, 250 VAC, 26 – 22 AWG Wire Size, .12 – .4 mm<sup>2</sup> Wire Size, 254.1 – 642.4 CMA Wire Size, Crimp, Phosphor Bronze, Signal

[View on TE.com >](#)



Connectors > Contacts > Connector Contacts



Contact Type: **Socket**

Contact Mating Area Plating Material: **Gold**

Wire Contact Termination Area Plating Material: **Gold Flash**

Operating Voltage: **250 VAC**

Wire Size: **26 – 22 AWG**

## Features

### Electrical Characteristics

Termination Resistance	12 mΩ
Insulation Resistance	5000 MΩ
Dielectric Withstanding Voltage (Max)	750 V
Operating Voltage	250 VAC

### Contact Features

Mating Square Post Dimension	.64 mm[.025 in]
Contact Shape & Form	Square
Contact Underplating Material	Nickel
PCB Contact Termination Area Plating Material	Gold Flash
Contact Type	Socket
Contact Mating Area Plating Material	Gold
Wire Contact Termination Area Plating Material	Gold Flash
Contact Base Material	Phosphor Bronze
Contact Current Rating (Max)	3 A

### Termination Features

Termination Method to Wire & Cable	Crimp
Product Terminates To	Wire & Cable

### Mechanical Attachment

Wire Insulation Support	With
-------------------------	------

### Dimensions

Compatible Insulation Diameter Range	.97 – 1.57 mm [.038 – .062 in]
Wire Size	254.1 – 642.4 CMA

### Usage Conditions

Operating Temperature Range	-65 – 105 °C [-85 – 221 °F]
-----------------------------	-----------------------------

### Operation/Application

Circuit Application	Signal
---------------------	--------

### Industry Standards

Compatible With Approved Standards Products	UL E28476
---	-----------

### Packaging Features

Packaging Quantity	1000
Packaging Method	Loose Piece

### Product Compliance

[For compliance documentation, visit the product page on TE.com>](#)

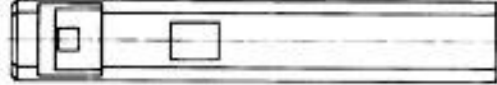


EU RoHS Directive 2011/65/EU	Compliant
EU ELV Directive 2000/53/EC	Compliant
China RoHS 2 Directive MIIT Order No 32, 2016	No Restricted Materials Above Threshold
EU REACH Regulation (EC) No. 1907/2006	Current ECHA Candidate List: JUNE 2023 (235) Candidate List Declared Against: JUNE 2023 (235) Does not contain REACH SVHC
Halogen Content	Low Halogen - Br, Cl, F, I < 900 ppm per homogenous material. Also BFR/CFR/PVC Free
Solder Process Capability	Not applicable for solder process capability


#### Product Compliance Disclaimer

This information is provided based on reasonable inquiry of our suppliers and represents our current actual knowledge based on the information they provided. This information is subject to change. The part numbers that TE has identified as EU RoHS compliant have a maximum concentration of 0.1% by weight in homogenous materials for lead, hexavalent chromium, mercury, PBB, PBDE, DBP, BBP, DEHP, DIBP, and 0.01% for cadmium, or qualify for an exemption to these limits as defined in the Annexes of Directive 2011/65/EU (RoHS2). Finished electrical and electronic equipment products will be CE marked as required by Directive 2011/65/EU. Components may not be CE marked. Additionally, the part numbers that TE has identified as EU ELV compliant have a maximum concentration of 0.1% by weight in homogenous materials for lead, hexavalent chromium, and mercury, and 0.01% for cadmium, or qualify for an exemption to these limits as defined in the Annexes of Directive 2000/53/EC (ELV). Regarding the REACH Regulation, the information TE provides on SVHC in articles for this part number is based on the latest European Chemicals Agency (ECHA) 'Guidance on

requirements for substances in articles' posted at this URL: <https://echa.europa.eu/guidance-documents/guidance-on-reach>

## Compatible Parts

 <p>TE Part # 87175-2 01 LOCKING CLIP HSG SR .100CL</p>	 <p>TE Part # 87133-1 04 LOCKING CLIP HSG DR .100CL</p>	 <p>TE Part # 926657-6 LOCKING CLIP HSG</p>	 <p>TE Part # 926657-3 3P LOCKG CLIP GEH</p>
 <p>TE Part # 926657-4 LOCKING CLIP HSG</p>	 <p>TE Part # 1-87175-0 04 LOCKING CLIP HSG SR .100CL</p>	 <p>TE Part # 926209-3 LOCKING CLIP HSG.</p>	 <p>TE Part # 1-87175-7 08 LOCKING CLIP HSG SR MRKD</p>
 <p>TE Part # 87133-9 08 LOCKING CLIP HSG DR .100CL</p>	 <p>TE Part # 926010-1 LOCKING CLIP HSG</p>	 <p>TE Part # 1-87175-2 05 LOCKING CLIP HSG SR .100CL</p>	 <p>TE Part # 87133-2 10 LOCKING CLIP HSG DR .100CL</p>
 <p>TE Part # 926209-5 LOCKING CLIP HSG.</p>	 <p>TE Part # 1-87133-1 12 LOCKING CLIP HSG DR .100CL</p>	 <p>TE Part # 1-87175-3 06 LOCKING CLIP HSG SR MRKD</p>	 <p>TE Part # 1-87175-4 06 LOCKING CLIP HSG SR .100CL</p>



## Customers Also Bought



## Documents

### Product Drawings

[LOCKING CLIP ASSY .025 SQ LP](#)

English

### CAD Files

[Customer View Model](#)

[ENG\\_CVM\\_87165-1\\_R.3d\\_igs.zip](#)

English

[Customer View Model](#)



[ENG\\_CVM\\_87165-1\\_R.3d\\_stp.zip](#)

English

**Customer View Model**

[ENG\\_CVM\\_87165-1\\_R.2d\\_dxf.zip](#)

English

**3D PDF**

English

**3D PDF**

3D

**Customer View Model**

[ENG\\_CVM\\_CVM\\_87165-1\\_N.2d\\_dxf.zip](#)

English

**Customer View Model**

[ENG\\_CVM\\_CVM\\_87165-1\\_N.3d\\_igs.zip](#)

English

**Customer View Model**

[ENG\\_CVM\\_CVM\\_87165-1\\_N.3d\\_stp.zip](#)

English

By downloading the CAD file I accept and agree to the [Terms and Conditions](#) of use.

---

## Datasheets & Catalog Pages

[AMPMODU\\_INTERCONNECTION\\_SYSTEM\\_SECTION5\\_CONT](#)

English

---

## Product Specifications

[Application Specification](#)

English

---

## Instruction Sheets

[Instruction Sheet \(U.S.\)](#)

English

[Hand Crimping Tool 90289-1](#)

English

[Instruction Sheet \(U.S.\)](#)

English

[AMPMODU Locking Clip Contacts and Housings for 0.64mm Square Posts](#)

English