




Connectors > PCB Connectors > PCB Headers & Receptacles



Connector System: **Wire-to-Board**

Number of Positions: **6**

Number of Rows: **2**

Centerline (Pitch): **1.4 mm [ .055 in ]**

PCB Mount Orientation: **Vertical**

Features

Product Type Features

Connector System	Wire-to-Board
Sealable	No
Connector & Contact Terminates To	Printed Circuit Board
PCB Connector Assembly Type	PCB Mount Header

Configuration Features

Number of Positions	6
Number of Rows	2
PCB Mount Orientation	Vertical

Electrical Characteristics

Operating Voltage	250 VAC
-------------------	---------

Body Features

Primary Product Color	Ivory
-----------------------	-------

Contact Features

--	--



PCB Contact Termination Area Plating Material Thickness	3.05 µm[120.07 µin]
Contact Layout	Matrix
Mating Tab Width	1.14 mm[.044 in]
Mating Tab Thickness	1.1 mm[.043 in]
Contact Underplating Material Thickness	1.27 µm[50 µin]
Contact Mating Area Plating Material Thickness	3.05 µm[120.07 µin]
PCB Contact Termination Area Plating Material Finish	Matte
Contact Mating Area Plating Material Finish	Matte
Contact Underplating Material	Nickel
PCB Contact Termination Area Plating Material	Tin
Contact Mating Area Plating Material	Tin
Contact Type	Pin
Contact Current Rating (Max)	9 A

Termination Features

Rectangular Termination Post & Tail Thickness	.55 mm[.021 in]
Rectangular Termination Post & Tail Width	1.14 mm[.044 in]
Termination Method to Printed Circuit Board	Through Hole - Solder

Mechanical Attachment

Mating Alignment Type	Polarization
Mating Retention	Without
Connector Mounting Type	Board Mount
Mating Alignment	With
PCB Mount Alignment	Without
PCB Mount Retention	With

Housing Features

Housing Material	PA 9T
Centerline (Pitch)	1.4 mm[.055 in]

Dimensions

Row-to-Row Spacing	4.2 mm[.165 in]
--------------------	-----------------

Usage Conditions

Operating Temperature Range	-25 – 85 °C[-13 – 185 °F]
-----------------------------	---------------------------

Operation/Application

--



Circuit Application	Power
---------------------	-------

Industry Standards

UL Flammability Rating	UL 94V-0
------------------------	----------

Packaging Features

Packaging Type	Tray
----------------	------

Product Compliance

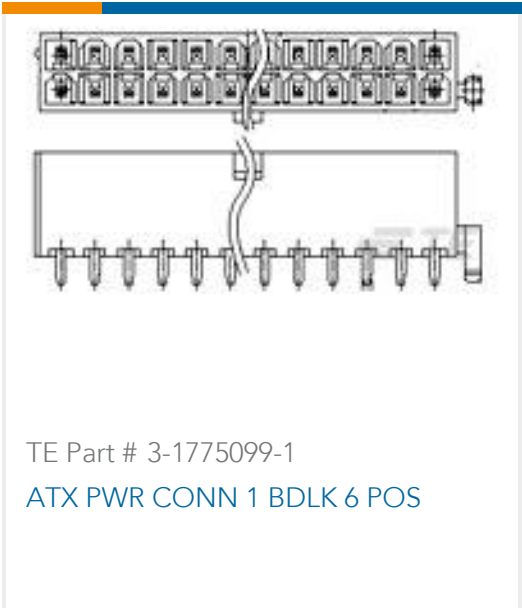
For compliance documentation, visit the product page on [TE.com](#)>

EU RoHS Directive 2011/65/EU	Compliant
EU ELV Directive 2000/53/EC	Compliant
China RoHS 2 Directive MIIT Order No 32, 2016	No Restricted Materials Above Threshold
EU REACH Regulation (EC) No. 1907/2006	Current ECHA Candidate List: JUNE 2023 (235) Candidate List Declared Against: JAN 2023 (233) Does not contain REACH SVHC
Halogen Content	Not Low Halogen - contains Br or Cl > 900 ppm.
Solder Process Capability	Wave solder capable to 265°C

Product Compliance Disclaimer

This information is provided based on reasonable inquiry of our suppliers and represents our current actual knowledge based on the information they provided. This information is subject to change. The part numbers that TE has identified as EU RoHS compliant have a maximum concentration of 0.1% by weight in homogenous materials for lead, hexavalent chromium, mercury, PBB, PBDE, DBP, BBP, DEHP, DIBP, and 0.01% for cadmium, or qualify for an exemption to these limits as defined in the Annexes of Directive 2011/65/EU (RoHS2). Finished electrical and electronic equipment products will be CE marked as required by Directive 2011/65/EU. Components may not be CE marked. Additionally, the part numbers that TE has identified as EU ELV compliant have a maximum concentration of 0.1% by weight in homogenous materials for lead, hexavalent chromium, and mercury, and 0.01% for cadmium, or qualify for an exemption to these limits as defined in the Annexes of Directive 2000/53/EC (ELV). Regarding the REACH Regulation, the information TE provides on SVHC in articles for this part number is based on the latest European Chemicals Agency (ECHA) ‘Guidance on requirements for substances in articles’ posted at this URL: <https://echa.europa.eu/guidance-documents/guidance-on-reach>


Compatible Parts



TE Part # 3-1775099-1  
ATX PWR CONN 1 BDLK 6 POS

Also in the Series

ATX Power



DVI Receptacles(3)



PCB Headers & Receptacles(32)

Customers Also Bought



TE Part #5177985-5  
0.8FH,R05H.5,120,08/Sn,TR,SC



TE Part #2129260-2  
REC ASSY 0.6mm CHAMP DOCKING C



TE Part #1586842-2  
2P MICRO MNL ASY,VRT,REV REEL



TE Part #2-2319847-4  
END STACK DIP 3P G RAISED T&R



TE Part #2-2129710-5  
LGA 3647 Sockets



TE Part #2-2330552-2  
ICX POINT PHM CARRIER ASSY, P4



TE Part #6450821-6  
MBXL VERT HDR 12S+2HDP+12LP



TE Part #7-1393132-1  
P40P42A12P1-24=CONTACTORS

Documents

CAD Files

3D PDF

3D

Customer View Model

ENG\_CVM\_CVM\_4-1775099-1\_E.2d\_dxf.zip

English



Customer View Model

[ENG\\_CVM\\_CVM\\_4-1775099-1\\_E.3d\\_igs.zip](#)

English

Customer View Model

[ENG\\_CVM\\_CVM\\_4-1775099-1\\_E.3d\\_stp.zip](#)

English

By downloading the CAD file I accept and agree to the [Terms and Conditions](#) of use.

Product Specifications

[Product Specification](#)

Japanese

AMP MINI CCOMMON TERMINATION (CT), CONNECTOR, 1.5mm PITCH, M/T TYPE, LEAD FREE VERSION

Japanese

[Product Specification](#)

English