



M12 Connector

TE Internal #: T4112012051-000

Standard Circular Connectors, Wire-to-Wire, 5 Position, Sealable, Wire & Cable, Signal, Nickel, Brass, A Polarization Code, M12 Connector

[View on TE.com >](#)

Connectors > Circular Connectors > Standard Circular Connectors



Connector System: **Wire-to-Wire**
Number of Positions: **5**
Sealable: **Yes**
Connector & Contact Terminates To: **Wire & Cable**
Contact Current Rating (Max): **4 A**

Features

Product Type Features

Prewired	No
Product Type	Connector Assembly
Accessory Color	Black
Assembly Type	Electrical Connector
Connector System	Wire-to-Wire
Sealable	Yes
Connector & Contact Terminates To	Wire & Cable
Circular Connector Type	Receptacle
Shell Type	Metal

Configuration Features

Keying & Polarized Position Locations	A
Factory Installed Backshell	With
Keying	A
Number of Positions	5



Number of Power Positions	0
Number of Signal Positions	5
Contacts Preloaded	Yes

Electrical Characteristics

Operating Voltage	60 VAC
Voltage	250 Vrms

Body Features

Peripheral Seal Material	Silicone
Environmental Protection	IP67
O-Ring Material	Silicone
Environmental Protection Type	Elastomer Sealed
Shell Plating Material	Nickel
Shell Base Material	Brass
Circular Connector Insulation Material Type	Polyamide 66 GF25

Contact Features

Contact Current Rating (Max)	4 A
Reverse Gender	No
Circular Connector Contact Type	Socket

Mechanical Attachment

Mating Retention Type	Threaded Coupling
Mating Alignment	With
Polarization Code	A
Mating Alignment Type	Keyed

Housing Features

Circular Connector Shell Size	20
-------------------------------	----

Dimensions

Wire Size	.82 – .2 mm ²
-----------	--------------------------

Usage Conditions

IP Dust Sealing Level	6
IP Water Sealing Level	IP67
Operating Temperature Range	-40 – 85 °C[-40 – 185 °F]

Operation/Application



Durability Rating	100 Cycles
Circuit Application	Signal
Shielded	Yes

Industry Standards

UL Flammability Rating	UL 94HB
------------------------	---------

Other

Position Locations Omitted	0
Field Serviceable	Yes

Product Compliance

For compliance documentation, visit the product page on TE.com>

EU RoHS Directive 2011/65/EU	Compliant with Exemptions
EU ELV Directive 2000/53/EC	Compliant with Exemptions
China RoHS 2 Directive MIIT Order No 32, 2016	Restricted Materials Above Threshold
EU REACH Regulation (EC) No. 1907/2006	Current ECHA Candidate List: JUNE 2023 (235) Candidate List Declared Against: JUNE 2023 (235) SVHC > Threshold: Pb (4% in Component Part) Article Safe Usage Statements: Do not eat, drink or smoke when using this product. Wash thoroughly after handling. Recycle if possible and dispose of the article by following all applicable governmental regulations relevant to your geographic location.
Halogen Content	Low Halogen - Br, Cl, F, I < 900 ppm per homogenous material. Also BFR/CFR/PVC Free
Solder Process Capability	Not applicable for solder process capability

Product Compliance Disclaimer

This information is provided based on reasonable inquiry of our suppliers and represents our current actual knowledge based on the information they provided. This information is subject to change. The part numbers that TE has identified as EU RoHS compliant have a maximum concentration of 0.1% by weight in homogenous materials for lead, hexavalent chromium, mercury, PBB, PBDE, DBP, BBP, DEHP, DIBP, and 0.01% for cadmium, or qualify for an exemption to these limits as defined in the Annexes of Directive 2011/65/EU (RoHS2). Finished electrical and electronic equipment products will be CE marked as required by Directive 2011/65/EU. Components may not be CE marked. Additionally, the part numbers that TE has identified as EU ELV compliant have a maximum concentration of 0.1% by weight in homogenous materials for lead, hexavalent chromium, and mercury, and 0.01% for cadmium, or qualify for an exemption to these limits as defined in the Annexes of Directive 2000/53/EC (ELV). Regarding the REACH Regulation, the information TE provides on SVHC in articles for this part number is based on the latest European Chemicals Agency (ECHA) 'Guidance on requirements for substances in articles' posted at this URL: <https://echa.europa.eu/guidance-documents/guidance-on-reach>

Compatible Parts



TE Part # T4113012051-000
M12 M, 5P GOLD A_CODE RA
SHIELDED PG9



TE Part # 225242-E
M12 MALE, A CODE, RA, 5P THR
FRONT MOUNT



TE Part # 225251-E
M12 MALE, A CODE, RA, 5P THR
REAR MOUNT



TE Part # 225254-E
M12 MALE, A CODE, RA, 5P THR
REAR MOUNT



TE Part # 225266-E
M12 MALE, UNI CODE,RA, 5P THR
REAR MOUNT



TE Part # 225456-E
M12 MALE, A CODE, RA, 5P THR
REAR MOUNT



TE Part # 235165-E
M12 MALE, A CODE, RA, 5P THR
REAR MOUNT



TE Part # 244790-E
M12 MALE, A CODE, 5P, 17MM SMT



TE Part # 244934-E
M12 MALE, A CODE, 5P, 10.5MM SMT



TE Part # 284740-E
M12 MALE, A CODE, 5P, 10.5MM SMT



TE Part # 354132-E
M12 MALE, A CODE, 5P, 10.5MM SMT



TE Part # 364767-E
M12 MALE, A CODE, 5P, 17MM SMT



TE Part # 364779-E
M12 MALE, UNI CODE, 5P, 10.5MM
THR, DI



TE Part # 374352-E
M12 MALE, A CODE, 5P, 17MM THR



TE Part # 384814-E
M12 MALE, UNI CODE, 5P, 10.5MM
THR, DI



TE Part # 394337-E
M12 MALE, UNI CODE, 5P, 10.5MM
SMT, DI



TE Part # 394339-E
M12 MALE, UNI CODE, 4P, 10.5MM
SMT, DI



TE Part # 454828-E
M12 MALE, A CODE, 5P, 17MM SMT




TE Part # 464834-E
M12 MALE, D CODE, 5P, 17MM THR



TE Part # 464912-E
M12 MALE, A CODE, 5P, 10.5MM SMT


Also in the Series | [M12 Connector](#)



Connector Caps & Covers(5)




Connector Hardware(12)



Connector Seals & Cavity Plugs(4)



M8/M12 Cable Assemblies(230)



Standard Circular Connectors(803)

Customers Also Bought



TE Part #T4171010405-001
M12,REAR MOUNTING,MALE,B,5P,0.2 M WIRE




TE Part #T4110012051-000
M12 F, 5P GOLD A_CODE S SHIELDED PG9



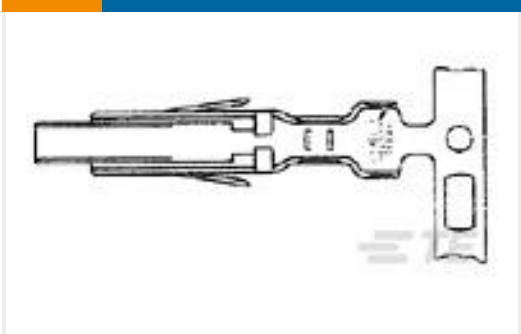
TE Part #T4111011051-000
M12 M, 5P GOLD A_CODE S SHIELDED PG7



TE Part #T4111012051-000
M12 M, 5P GOLD A_CODE S SHIELDED PG9




TE Part #1393236-2
V23092-A1005-A301



TE Part #170314-1
DRAWER CONN.CONTACT



TE Part #T4112012081-000
M12 F, 8P GOLD A_CODE RA SHIELDED PG9



TE Part #2-1437506-4
8134-HC6P2-B=HOLTITE CONTACT G

Documents

Product Drawings

M12 F, 5P GOLD A_CODE RA SHIELDED PG9

English

CAD Files

3D PDF

3D

Customer View Model

ENG_CVM_CVM_T4112012051-000_A.2d_dxf.zip



English

Customer View Model

[ENG_CVM_CVM_T4112012051-000_A.3d_igs.zip](#)

English

Customer View Model

[ENG_CVM_CVM_T4112012051-000_A.3d_stp.zip](#)

English

By downloading the CAD file I accept and agree to the [Terms and Conditions](#) of use.

Datasheets & Catalog Pages

[M8 / M12 Connector System Catalog](#)

Japanese

Product Specifications

[Application Specification](#)

English

Agency Approvals

[UL](#)

English