



Connectors > Automotive Connectors > Automotive Connector Accessories > Automotive Connector Caps & Covers



Protection & Strain Relief Accessory Type: **Cover - Cable Exit**

Cable Exit Angle: **180°**

Primary Product Color: **Orange**

Primary Product Material: **PA GF**

Sealable: **Yes**

Features

Product Type Features

| | |
|---|--------------------|
| Protection & Strain Relief Accessory Type | Cover - Cable Exit |
| Sealable | Yes |

Body Features

| | |
|--------------------------|--------|
| Cable Exit Angle | 180° |
| Primary Product Color | Orange |
| Primary Product Material | PA GF |

Industry Standards

| | |
|------------------------|----------|
| UL Flammability Rating | UL 94V-0 |
|------------------------|----------|

Product Compliance

[For compliance documentation, visit the product page on TE.com>](#)

| | |
|---|---|
| EU RoHS Directive 2011/65/EU | Compliant |
| EU ELV Directive 2000/53/EC | Compliant |
| China RoHS 2 Directive MIIT Order No 32, 2016 | No Restricted Materials Above Threshold |
| EU REACH Regulation (EC) No. 1907/2006 | |




Current ECHA Candidate List: JUNE 2023 (235)
Candidate List Declared Against: JUNE 2023 (235)
Does not contain REACH SVHC

| | |
|---------------------------|---|
| Halogen Content | Low Halogen - Br, Cl, F, I < 900 ppm per homogenous material. Also BFR/CFR/PVC Free |
| Solder Process Capability | Not reviewed for solder process capability |


Product Compliance Disclaimer

This information is provided based on reasonable inquiry of our suppliers and represents our current actual knowledge based on the information they provided. This information is subject to change. The part numbers that TE has identified as EU RoHS compliant have a maximum concentration of 0.1% by weight in homogenous materials for lead, hexavalent chromium, mercury, PBB, PBDE, DBP, BBP, DEHP, DIBP, and 0.01% for cadmium, or qualify for an exemption to these limits as defined in the Annexes of Directive 2011/65/EU (RoHS2). Finished electrical and electronic equipment products will be CE marked as required by Directive 2011/65/EU. Components may not be CE marked. Additionally, the part numbers that TE has identified as EU ELV compliant have a maximum concentration of 0.1% by weight in homogenous materials for lead, hexavalent chromium, and mercury, and 0.01% for cadmium, or qualify for an exemption to these limits as defined in the Annexes of Directive 2000/53/EC (ELV). Regarding the REACH Regulation, the information TE provides on SVHC in articles for this part number is based on the latest European Chemicals Agency (ECHA) 'Guidance on requirements for substances in articles' posted at this URL: <https://echa.europa.eu/guidance-documents/guidance-on-reach>


Compatible Parts




TE Part # 2371017-1
2POS,IPT,RING TONGUE HSG ASSY, SLD




TE Part # 2355146-1
3POS,IPT,RING TONGUE HSG ASSY, SLD




TE Part # 2355146-2
3POS,IPT,RING TONGUE HSG ASSY, SLD



TE Part # 2371017-2
2POS,IPT,RING TONGUE HSG ASSY, SLD













TE Part # 2371019-1
1POS,IPT,RING TONGUE HSG ASSY, SLD



TE Part # 2371019-2
1POS,IPT,RING TONGUE HSG ASSY, SLD

Customers Also Bought



| | | | |
|---|--|--|---|
|  <p>TE Part #2355151-3 SWS,COAX</p> |  <p>TE Part #2371017-1 2POS,IPT,RING TONGUE HSG ASSY, SLD</p> |  <p>TE Part #2355146-1 3POS,IPT,RING TONGUE HSG ASSY, SLD</p> |  <p>TE Part #2355148-1 SLEEVE,IPT 3P SHIELDING</p> |
|  <p>TE Part #2355148-2 SLEEVE,IPT 3P SHIELDING</p> |  <p>TE Part #2355150-2 SLEEVE,IPT 3P SHIELDING</p> |  <p>TE Part #2355151-1 SWS,COAX</p> |  <p>TE Part #2355151-2 SWS,COAX</p> |
|  <p>TE Part #2355153-2 COVER,IPT 3P</p> |  <p>TE Part #2365737-1 RING TONGUE TRMNL,70MM2 WIRE FOR IPT</p> | | |

Documents

Product Drawings

COVER,IPT 3P

English

CAD Files

3D PDF

3D

Customer View Model

ENG_CVM_CVM_2355153-1_B.2d_dxf.zip

English

Customer View Model

ENG_CVM_CVM_2355153-1_B.3d_igs.zip

English

Customer View Model

ENG_CVM_CVM_2355153-1_B.3d_stp.zip

English

By downloading the CAD file I accept and agree to the [Terms and Conditions](#) of use.

Datasheets & Catalog Pages



HIVONEX CONNECTORS & CHARGING SOLUTIONS

English

Product Specifications

Application Specification

English

Application Specification

English