

917687-4 ✓ ACTIVE

AMP | AMP Signal Double Lock

TE Internal #: 917687-4


Housing, Plug, Wire-to-Wire, 3 Position, .098 in [2.5 mm] Centerline, Crimp, 1 Row, Yellow, Mating Retention, Wire & Cable, AMP Signal Double Lock

[View on TE.com >](#)



Connectors > PCB Connectors > Wire-to-Board Connectors > Wire-to-Board Connector Assemblies & Housings >

STD Temp Signal Double Lock Plug



Connector Product Type: **Housing**

Connector & Housing Type: **Plug**

Connector System: **Wire-to-Wire**

Number of Positions: **3**

Centerline (Pitch): **2.5 mm [.098 in]**

[All STD Temp Signal Double Lock Plug \(35\)](#)

Features

Product Type Features

| | |
|-----------------------------------|--------------|
| Connector Product Type | Housing |
| Connector & Housing Type | Plug |
| Connector System | Wire-to-Wire |
| Sealable | No |
| Connector & Contact Terminates To | Wire & Cable |

Configuration Features

| | |
|---------------------|---|
| Number of Positions | 3 |
| Number of Rows | 1 |

Electrical Characteristics

| | |
|-------------------|---------|
| Operating Voltage | 250 VAC |
|-------------------|---------|

Body Features

| | |
|--|--|
| | |
|--|--|



| | |
|-----------------------|--------|
| Primary Product Color | Yellow |
|-----------------------|--------|

Contact Features

| | |
|------------------------------|--------|
| Contact Layout | Inline |
| Contact Type | Socket |
| Contact Current Rating (Max) | 3 A |

Termination Features

| | |
|------------------------------------|-------|
| Termination Method to Wire & Cable | Crimp |
|------------------------------------|-------|

Mechanical Attachment

| | |
|-------------------------|----------------------------|
| Strain Relief | Without |
| Mating Retention Type | Latch |
| Mating Retention | With |
| Connector Mounting Type | Cable Mount (Free-Hanging) |

Housing Features

| | |
|--------------------|------------------|
| Housing Material | Nylon 6/6 |
| Centerline (Pitch) | 2.5 mm [.098 in] |

Dimensions

| | |
|-----------|----------------------|
| | 11 in |
| Wire Size | .518 mm ² |

Usage Conditions

| | |
|-----------------------------|-----------------------------|
| Operating Temperature Range | -30 – 105 °C [-22 – 221 °F] |
|-----------------------------|-----------------------------|

Operation/Application

| | |
|---------------------|----------------|
| Circuit Application | Power & Signal |
|---------------------|----------------|

Industry Standards

| | |
|------------------------|-----------|
| Glow Wire Rating | Glow Wire |
| UL Flammability Rating | UL 94V-0 |

Packaging Features

| | |
|--------------------|-----------|
| Packaging Quantity | 400 |
| Packaging Method | Bag & Box |

Product Compliance

[For compliance documentation, visit the product page on TE.com>](#)




| | |
|---|---|
| EU RoHS Directive 2011/65/EU | Compliant |
| EU ELV Directive 2000/53/EC | Compliant |
| China RoHS 2 Directive MIIT Order No 32, 2016 | No Restricted Materials Above Threshold |
| EU REACH Regulation (EC) No. 1907/2006 | Current ECHA Candidate List: JUNE 2023 (235) Candidate List Declared Against: JUNE 2023 (235) Does not contain REACH SVHC |
| Halogen Content | Low Halogen - Br, Cl, F, I < 900 ppm per homogenous material. Also BFR/CFR/PVC Free |
| Solder Process Capability | Not applicable for solder process capability |

Product Compliance Disclaimer

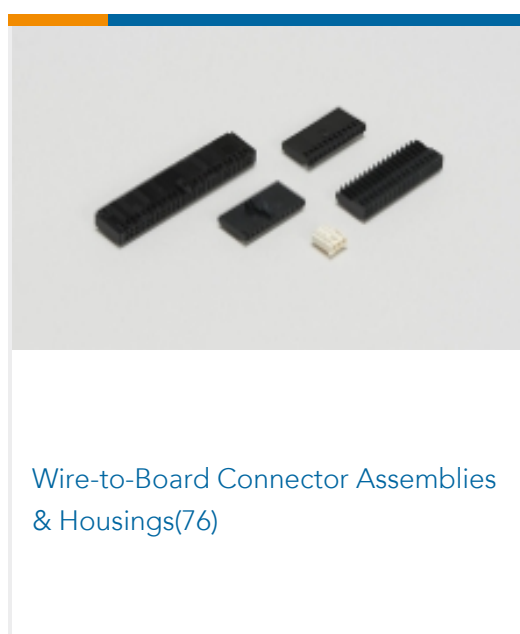
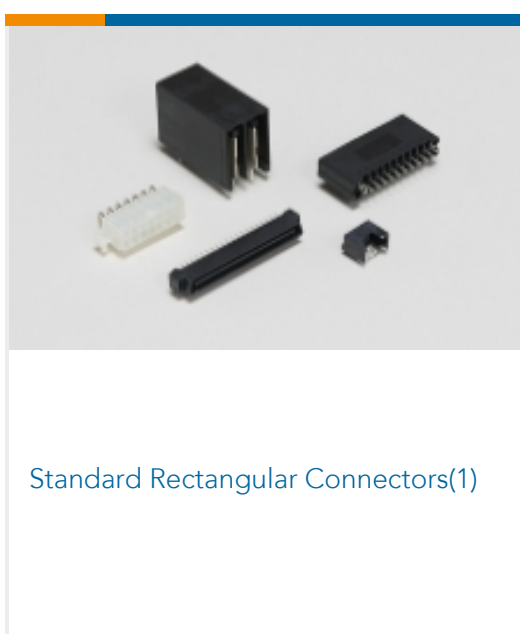
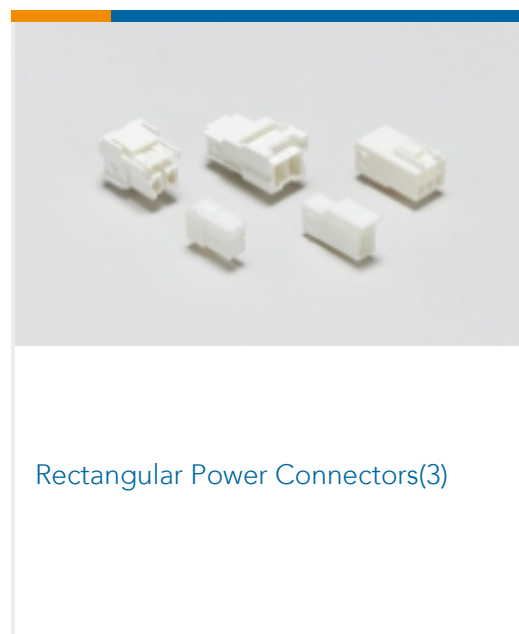


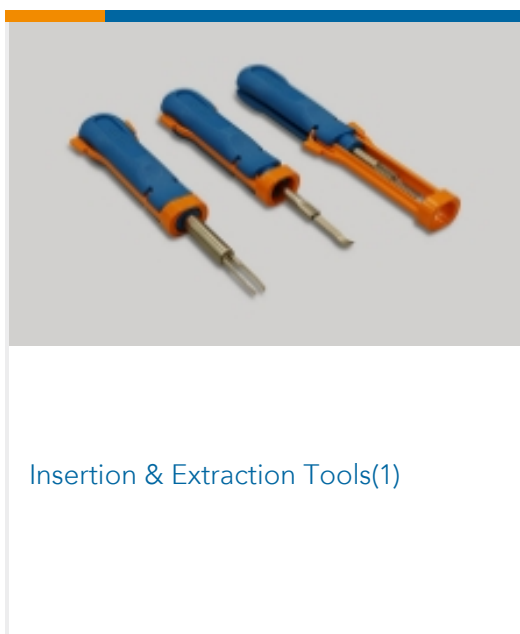



This information is provided based on reasonable inquiry of our suppliers and represents our current actual knowledge based on the information they provided. This information is subject to change. The part numbers that TE has identified as EU RoHS compliant have a maximum concentration of 0.1% by weight in homogenous materials for lead, hexavalent chromium, mercury, PBB, PBDE, DBP, BBP, DEHP, DIBP, and 0.01% for cadmium, or qualify for an exemption to these limits as defined in the Annexes of Directive 2011/65/EU (RoHS2). Finished electrical and electronic equipment products will be CE marked as required by Directive 2011/65/EU. Components may not be CE marked. Additionally, the part numbers that TE has identified as EU ELV compliant have a maximum concentration of 0.1% by weight in homogenous materials for lead, hexavalent chromium, and mercury, and 0.01% for cadmium, or qualify for an exemption to these limits as defined in the Annexes of Directive 2000/53/EC (ELV). Regarding the REACH Regulation, the information TE provides on SVHC in articles for this part number is based on the latest European Chemicals Agency (ECHA) 'Guidance on requirements for substances in articles' posted at this URL: <https://echa.europa.eu/guidance-documents/guidance-on-reach>

Compatible Parts

| | | | |
|--|---|--|---|
|  <p>TE Part # CAT-SI261-R2435 Signal Double Lock Receptacle</p> |  <p>TE Part # 917723-1 2.5 SIGNAL D/LOCK HDR ASSY 3P</p> |  <p>TE Part # 917895-1 2.5 S.D.L STD V 3P HDR ON/TAPE</p> |  <p>TE Part # 917781-1 2.5 S.D.L POST/HDR ASY 3P STD</p> |
|  <p>TE Part # 917699-2 2.5 SIGNAL DBL LOCK D.L.P 3P R</p> |  <p>TE Part # CAT-SI261-C1701 STD Temp Signal Double Lock Cap</p> |  <p>TE Part # 1-917781-1 2.5MM SDL-LOCT,,3P HDR AS</p> |  <p>TE Part # 2-917723-1 2.5 S.D.L HDR ASSY 3P H-PRO</p> |



Also in the Series | AMP Signal Double Lock



Customers Also Bought




TE Part #316086-1
2.5 SIGNAL D/LOCK CAP HSG 2P



TE Part #794407-1
MINI UNML SCKT 20-16 AWG SN



TE Part #172074-1
187 HSG. PLMKII REC. NAT



TE Part #2005248-1
PDL 2P CAP 3.96 F/H(GWT) NAT



TE Part #170037-2
187 FASTON, REC., 20-16 AWG, TPBR



TE Part #170327-1
250 PL MKII REC. 22-18AWG PTBR



TE Part #737440-2
250 FASTON REC 17-14 AWG TPBR

Documents

Product Drawings

2.5 S.D.L PLUG HSG 3P YELLOW

English

CAD Files

3D PDF

3D

Customer View Model

[ENG_CVM_CVM_917687-4_K.2d_dxf.zip](#)

English

Customer View Model

[ENG_CVM_CVM_917687-4_K.3d_igs.zip](#)

English

Customer View Model

[ENG_CVM_CVM_917687-4_K.3d_stp.zip](#)

English

By downloading the CAD file I accept and agree to the [Terms and Conditions](#) of use.

Datasheets & Catalog Pages

SOFT_SHELL_PIN_AND_SOCKET_CONNECTORS_CATALOG

English

1773458-3_2.5MM_SIGNAL_DOUBLE_LOCK_CONNECTORS

English

Product Specifications

Application Specification

English

917687-4

Housing, Plug, Wire-to-Wire, 3 Position, .098 in [2.5 mm] Centerline, Crimp, 1 Row,
Yellow, Mating Retention, Wire & Cable, AMP Signal Double Lock

