

DT06-4S-C017 ✓ ACTIVE

DEUTSCH | DEUTSCH DT

TE Internal #: DT06-4S-C017

Housing for Female Terminals, Wire-to-Wire, 4 Position, .175 in [4.45 mm] Centerline, Sealable, Gray, Wire & Cable, Power & Signal, DEUTSCH DT

[View on TE.com >](#)



Connectors > Automotive Connectors > Automotive Housings > DEUTSCH DT Plug Connectors



Connector System: **Wire-to-Wire**

Number of Positions: **4**

Connector & Housing Type: **Housing for Female Terminals**

Centerline (Pitch): **4.45 mm [ .175 in ]**

Sealable: **Yes**

[All DEUTSCH DT Plug Connectors \(212\)](#)

## Features

### Product Type Features

Mixed & Hybrid Connector	No
Connector Shape	Rectangular
Connector System	Wire-to-Wire
Connector & Housing Type	Housing for Female Terminals
Sealable	Yes
Connector & Contact Terminates To	Wire & Cable
Primary Locking Feature	Integrated in Housing

### Configuration Features

Blank Cavity Position	1, 2, 3, 4
Connector Modification	Solid Rear Grommet, End Cap
Number of Positions	4
Number of Rows	2



### Electrical Characteristics

Operating Voltage	250 VAC
Nominal Voltage Architecture	12 V, 24 V, 48 V

### Body Features

Cable Exit Angle	180°
Primary Product Color	Gray

### Contact Features

Contact Type	Socket
Mating Pin Diameter	1.59 mm[.063 in]
Contact Current Rating (Max)	13 A

### Mechanical Attachment

Terminal Position Assurance	Yes
Strain Relief	Add By Accessory
Mating Alignment Type	Polarized
Mating Alignment	With
Connector Mounting Type	Cable Mount (Free-Hanging)

### Housing Features

Housing Material	PA GF
Centerline (Pitch)	4.45 mm[.175 in]

### Dimensions

Connector Height	19.58 mm[.771 in]
Product Width	20.83 mm[.82 in]
Product Length	33.73 mm[1.328 in]
Row-to-Row Spacing	9.12 mm[.359 in]

### Usage Conditions

Operating Temperature (Max)	125 °C[257 °F]
Operating Temperature Range	-55 – 125 °C[-67 – 257 °F]

### Operation/Application

Circuit Application	Power & Signal
---------------------	----------------

### Industry Standards

Degree of Protection	IP68, IP6K9K
Compatible With Agency/Standards Products	SAE J2030



UL Flammability Rating	12mm Flame Test per Standard UL-94
------------------------	------------------------------------

### Packaging Features

Packaging Quantity	900
Packaging Method	Box

### Other

Serviceable	Yes
Connector Position Assurance Capable	No

### Product Compliance

[For compliance documentation, visit the product page on TE.com>](#)

EU RoHS Directive 2011/65/EU	Compliant
EU ELV Directive 2000/53/EC	Compliant
China RoHS 2 Directive MIIT Order No 32, 2016	No Restricted Materials Above Threshold
EU REACH Regulation (EC) No. 1907/2006	<p>Current ECHA Candidate List: JUNE 2023 (235)  Candidate List Declared Against: JUNE 2023 (235)  SVHC &gt; Threshold:  Octamethylcyclotetrasiloxane (D4) (.5% in Component Part)  Dodecamethylcyclohexasiloxane (D6) (.5% in Component Part)  Decamethylcyclopentasiloxane (D5) (.5% in Component Part)</p> <p><b>Article Safe Usage Statements:</b>  Wash thoroughly after handling. Recycle if possible and dispose of the article by following all applicable governmental regulations relevant to your geographic location.</p>
Halogen Content	Not Low Halogen - contains Br or Cl > 900 ppm.
Solder Process Capability	Not reviewed for solder process capability

#### Product Compliance Disclaimer

This information is provided based on reasonable inquiry of our suppliers and represents our current actual knowledge based on the information they provided. This information is subject to change. The part numbers that TE has identified as EU RoHS compliant have a maximum concentration of 0.1% by weight in homogenous materials for lead, hexavalent chromium, mercury, PBB, PBDE, DBP, BBP, DEHP, DIBP, and 0.01% for cadmium, or qualify for an exemption to these limits as defined in the Annexes of Directive 2011/65/EU (RoHS2). Finished electrical and electronic equipment products will be CE marked as required by Directive 2011/65/EU. Components may not be CE marked. Additionally, the part numbers that TE has identified as EU ELV compliant have a maximum concentration of 0.1% by weight in homogenous materials for lead, hexavalent chromium, and mercury, and 0.01% for cadmium, or qualify for an exemption to these limits as defined in the Annexes of Directive 2000/53/EC (ELV). Regarding the REACH Regulation, the information TE provides on SVHC in articles for this part number is based on the latest European Chemicals Agency (ECHA) 'Guidance on requirements for substances in articles' posted at this URL: <https://echa.europa.eu/guidance-documents/guidance-on-reach>

## Compatible Parts



TE Part # CAT-J41-DDRC  
DEUTSCH DT Receptacle Connectors



TE Part # CAT-D487-H342  
DEUTSCH DT Headers



TE Part # 1011-346-0405  
DUST CAP, 4P, PLG, BLK, DT



TE Part # DT06-4S-CE01  
PLG, 4P, GRY, E, CAP



TE Part # CAT-D487-CH8172  
DEUTSCH DT Series Housings & Connectors


## Also in the Series | DEUTSCH DT




Automotive Connector Caps & Covers  
(19)




Automotive Connector Locks & Position Assurance(74)



Automotive Housings(657)




Connector Backshells(58)




Connector Seals & Cavity Plugs(6)




Connector Strain Relief(28)



Insertion & Extraction Tools(3)



Other Automotive Connector Accessories(27)



PCB Headers & Receptacles(103)

## Customers Also Bought



TE Part #776495-2  
AS 16, 8P CAP ASSY, KEY 2



TE Part #1062-16-1244  
SOC, SF, SIZE 16, 12-16, AU/SN



TE Part #K1127684  
Relay 29-112-12



TE Part #K1145038  
Battery Disconnecter 35-524-230-R-901



TE Part #100292-1  
ADAPTER 180 M24/M27



TE Part #K5000024  
Rotary Switch DS-221-SW1




TE Part #2208343-1  
TERMINAL, 6,3MM



TE Part #EXR450TN  
Duck,EXR,450-470MHz TNCM



TE Part #DT06-3S-COMLETE  
DT06-3S CON AND WEG



TE Part #DTM06-6S-COMLETE  
DTM06-6S W/ WEDGELOCK AND TERMINALS

## Documents

### Product Drawings

PLG, 4P, GRY, BLOCKED

English

### CAD Files

3D PDF

3D

### Customer View Model

ENG\_CVM\_CVM\_DT06-4S-C017\_A.2d\_dxf.zip





English

**Customer View Model**

[ENG\\_CVM\\_CVM\\_DT06-4S-C017\\_A.3d\\_igs.zip](#)

English

**Customer View Model**

[ENG\\_CVM\\_CVM\\_DT06-4S-C017\\_A.3d\\_stp.zip](#)

English

By downloading the CAD file I accept and agree to the [Terms and Conditions](#) of use.

---

## Datasheets & Catalog Pages

[ICT Terminals and Connectors Catalogue](#)

English

[CONNECTOR SELECTOR](#)

English

---

## Product Specifications

[Engineering Report](#)

English

---

## Agency Approvals

[UL Report](#)

English