THIS DRAWING IS UNPUBLISHED.
VERBLEIBENDE UNVEROEFFENTLICHTE ZEICHNUNG
© COPYRIGHT -94 By -
RELEASED FOR PUBLICATION
FREI FUER VEROEFFENTLICHUNG
ALL RIGHTS RESERVED.
ALLE RECHTE VORBEHALTEN

LOC	DIST
AI	–

PROJECT NR.: 84-9477

REVISIONS / ANDERUNGEN

P	LTR	DESCRIPTION / BESCHREIBUNG	DATE	DWN	APVD
	F3	REVISED PER ECO-11-005150	21MAR11	RK	HMR
	F4	ECR-11-023925	24NOV11	Sche	TS
	F5	ECR-23-182945	02AUG23	AG	PT

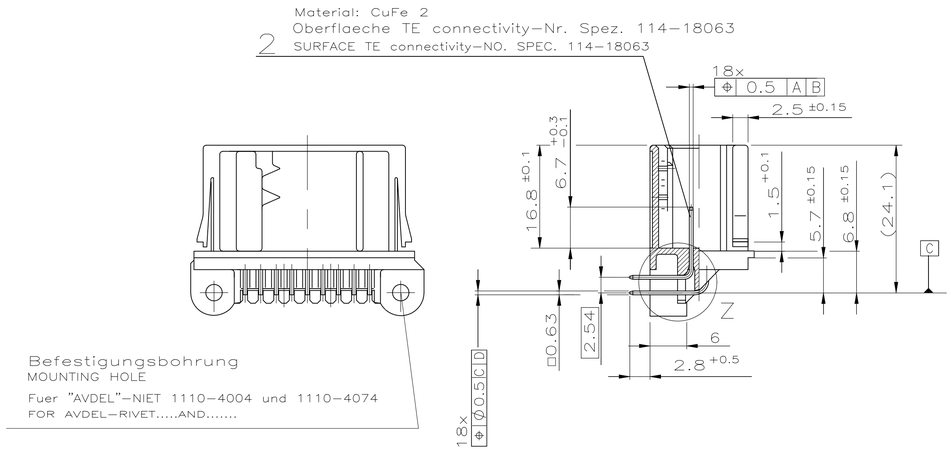

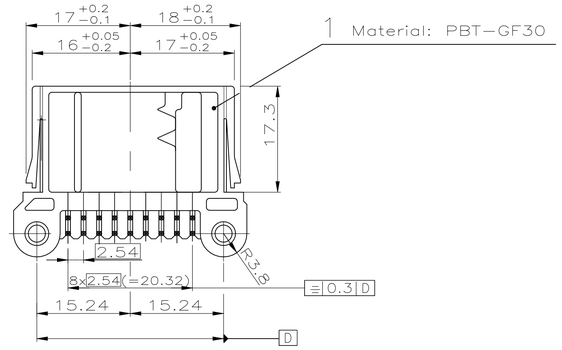

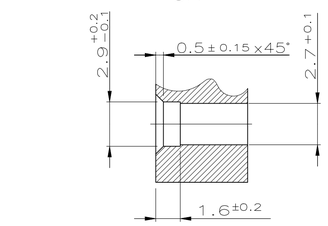

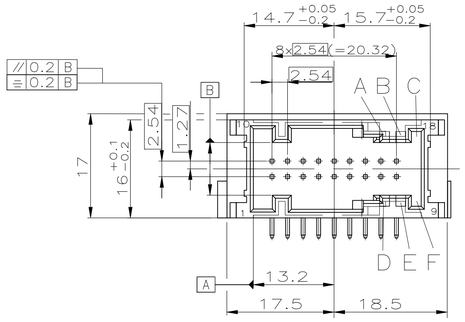

Kabelabgang links
CABLE DIRECTION LEFT

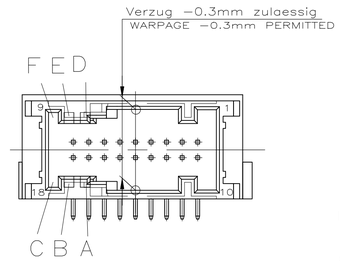

Kabelabgang rechts
CABLE DIRECTION RIGHT

Kodierungen
(nur Kabelabgang links dargestellt)

CODING
(CABLE DIRECTION LEFT SHOWN)

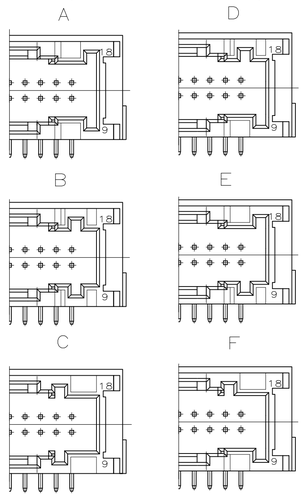

Leiterplattenlayout
PCB-LAYOUT

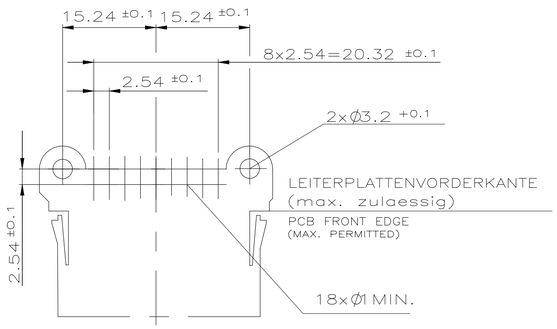

Frontplattenausschnitt
FRONT PLATE CUT-OUT
1 : 1

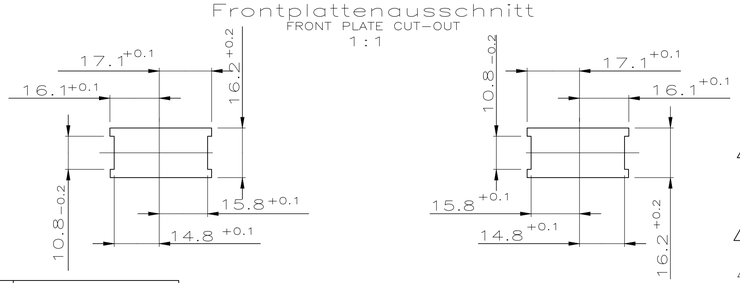

Bemerkungen
NOTES

1 Produkt darf nur mit Zustimmung von BMW geaendert werden
PRODUCT SHALL BE CHANGED WITH THE AGREEMENT OF BMW ONLY

2 Produktspezifikation: 108-18214
PRODUCTSPECIFICATION:

3 1-963539-1 gezeichnet
AS SHOWN

4 Nur der deutsche Text ist bindend
ONLY THE GERMAN-LANGUAGE VERSION SHALL BE BINDING

5 Ausdrueckkraft ≥ 25N
Loetbarkeit gemaess DIN IEC 68 Teil 2-20, Alterung 3
PRESS OUT FORCE >25N
SOLDERABILITY ACCORDING TO DIN IEC 68 Teil 2-20, AGEING 3

6 Oberflaeche nach Spez.-Nr. 114-18063
Steckseite: vergoldet / Loetseite: verzinnt
SURFACE ACCORDING SPEC.-NO. 114-18063
SOLDER SIDE: TIN / MATING SIDE: GOLD

7 Verpackungsversion von TE CONNECTIVITY-Nr. 1-963539-2 in ESD-Tray
PACKAGING VERSION FROM TE CONNECTIVITY-NO. 1-963539-2 IN ESD-TRAY

8 Nur für DRX
ONLY FOR DRX
Ausdrueckkraft >=23N
PRESS OUT FORCE >=23N

BESTELL-NR ORDER NO.	REV.	KOD. COD.	POS.	STK. QTY.	BENENNUNG DESCRIPTION	OBERFLAECHE FARBE SURFACE/COLOUR	ART KIND / GRAMM GEWICHT	PASSEND ZU: Abdeckkappe SUITABLE FOR: SHIELD	DAZU GEHOEHRT: Buchsengehaeuse USED WITH: SOCKET HOUSING	DAZU GEHOEHRT: Deckel USED WITH: COVER
Kabelabgang rechts / CABLE DIRECTION RIGHT	–	–	F⌒A-F	–	–	Zinn/TIN	–	–	–	
				–	–	braun/BROWN				
	–	–	E⌒C-E	–	–	Zinn/TIN	–	–	–	
				–	–	gruen/GREEN				
	–	–	D⌒B-F	–	–	Zinn/TIN	–	–	–	
				–	–	gelb/YELLOW				
	–	–	C⌒A-D	–	–	Zinn/TIN	–	–	–	
				–	–	blau/BLUE				
	1-963539-3	A	A⌒C-F			7				
	1-963539-5	A	A⌒C-F	2	18	Stiftkontakt/PIN CONTACT	Gold/GOLD, Zinn/TIN 6	S	7.1	1-963263-1 1-963068-2 1-963616-1
				1	1	Stiftwanne/PIN HEADER schwarz/BLACK				
	1-963539-2	F	A⌒C-F	2	18	Stiftkontakt/PIN CONTACT	Zinn/TIN	S	7.1	1-963263-1 1-963068-2 1-963616-1
				1	1	Stiftwanne/PIN HEADER schwarz/BLACK				
Kabelabgang links / CABLE DIRECTION LEFT	–	–	B⌒B-E	–	–	Gold/GOLD	–	–	–	
				–	–	natur/NATURAL				
	2-963539-4	B	A⌒C-F	2	18	Stiftkontakt/PIN CONTACT	Gold/GOLD	S	7.1	1-963263-1 1-963068-2 1-963616-1
				1	1	Stiftwanne/PIN HEADER schwarz/BLACK				
	–	–	F⌒A-F	–	–	Zinn/TIN	–	–	–	
				–	–	braun/BROWN				
	–	–	E⌒C-E	–	–	Zinn/TIN	–	–	–	
				–	–	gruen/GREEN				
	–	–	D⌒B-F	–	–	Zinn/TIN	–	–	–	
				–	–	gelb/YELLOW				
	–	–	C⌒A-D	–	–	Zinn/TIN	–	–	–	
				–	–	blau/BLAU				
	–	–	B⌒B-E	–	–	Zinn/TIN	–	–	–	
				–	–	natur/NATURAL				
	1-963539-1	F	A⌒C-F	2	18	Stiftkontakt/PIN CONTACT	Zinn/TIN	S	7.1	1-963263-1 1-963068-2 1-963616-1
				1	1	Stiftwanne/PIN HEADER schwarz/BLACK				

962108-2 | 929650-2 | F5 | 8

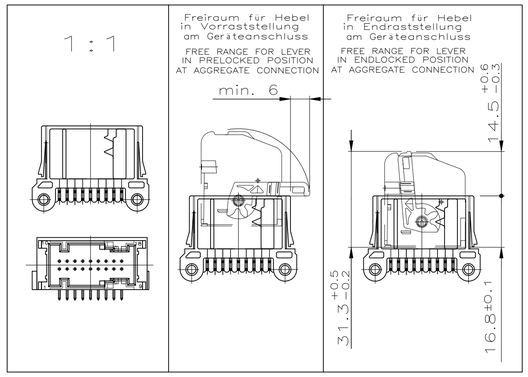

THIS DRAWING IS A CONTROLLED DOCUMENT.
DIESE ZEICHNUNG IST EIN KONTROLLIERTES DOKUMENT.

DIMENSIONS: MASSEINHEITEN mm

TOLERANCES UNLESS OTHERWISE SPECIFIED: ALLGEMEINTOLERANZEN n. DIN 16901-140
0 PLC ± –
1 PLC ± –
2 PLC ± –
3 PLC ± –
4 PLC ± –
ANGLES / WINKEL ± 2°

MATERIAL –
FINISH / OBERFLAECHE / FARBE –

DWN 060CT1994 C.Beu
CHK 060CT1994 J.Hahn
APVD –
PRODUCT SPEC PRODUKTSPEZ. 108-18214
APPLICATION SPEC VERARBEITUNGSSPEZ. –
WEIGHT GEWICHT –

TE Connectivity

NAME
MQS, PIN HEADER, 18 POS, 90DEG., ASSY
MQS, Stiftwanne, 18-pol., 90Grad, Assy

SIZE	CAGE CODE	DRAWING NO ZEICHNUNGS-NR.	RESTRICTED TO NUR FUER
A1	00779	C-963539	–

CUSTOMER DRAWING / KUNDENZEICHNUNG | SCALE MASSSTAB 2:1 | SHEET BLATT 1 OF VON 1 | REV F5