


**EAM SERIES  
END-STACKABLE TYPE**



**FEATURES**

- End stackable for standard 0.1" integrated circuit pitch.
- Molded 0.3" integrated circuit packing outline allowing automatic insertion.
- Smaller size makes better heat convection during PC board reflow wave soldering.
- Top tape sealed to withstand wave soldering, board washing.
- All plastics are UL 94V-0 grade fire retardant.
- Twin contacts designed to ensure stable contact.
- Gold plated contact to ensure low contact resistance and Tin plated terminal to prevent contamination during soldering.
- RoHS Compliant

**APPLICATIONS**

- Numerical setting for computer terminal equipment
- Price setting for vending machines
- Programming for game machines
- Programming for industrial equipment and measuring instruments

**SPECIFICATIONS**

**1.ELECTRICAL**

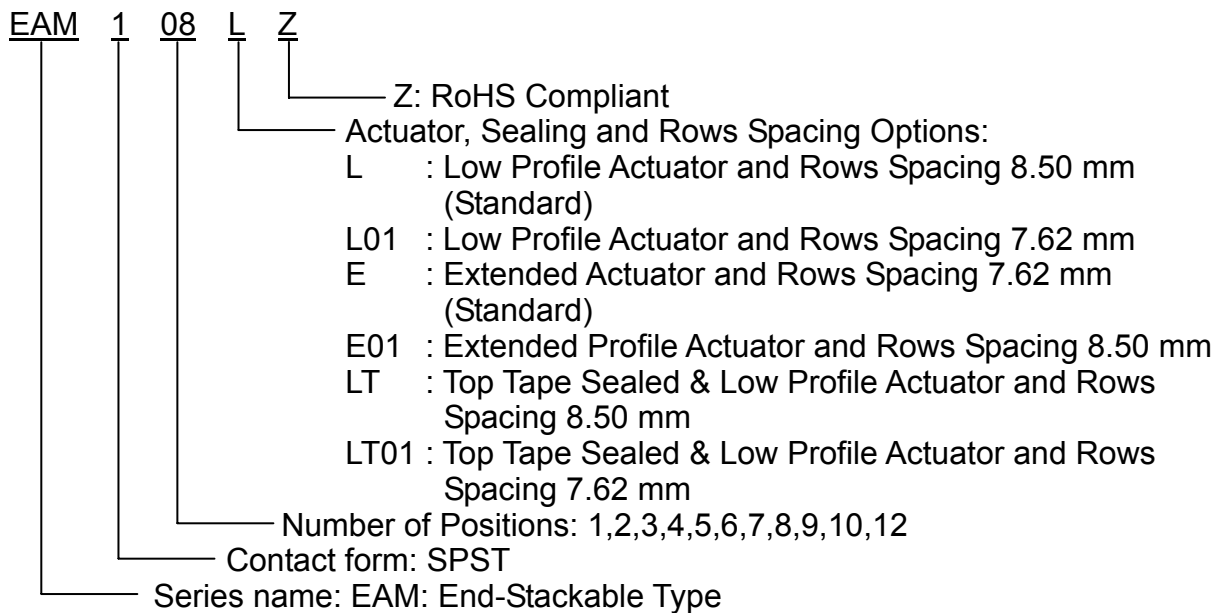
● Contact rating	switching	25mA, 24VDC
	non-switching	100mA
● Contact resistance	initial	50mΩ Max.
	after life test	100mΩ Max.
● Insulation resistance	1000MΩ Min. at 100VDC	
● Dielectric strength	500VDC Min. for 60 seconds	
● Capacitance between adjacent switches 5pF Max.		



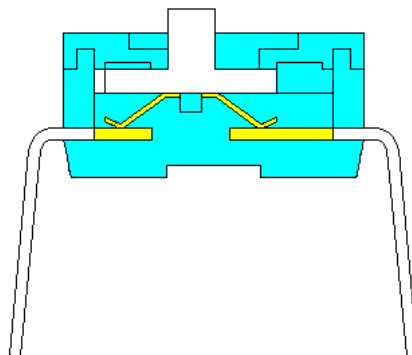
## 2.MECHANICAL and ENVIRONMENTAL

● Temperature rating	
operating	-40°C to +85°C
storage	-40°C to +85°C
● Operation force	800g Max.
● Mechanical life	2000 operations
● Humidity	95% RH, 40°C for 96 Hrs.
● Vibration	10Hz-55Hz-10Hz for 6 Hrs.
● Solderability	After flux 230±5°C for 5±0.5 seconds, 95% coverage
● Resistance to soldering heat	260±5°C for 5±1 seconds.

## ■ PART NUMBERING SYSTEM



## ■ CONSTRUCTION





## ■ OPTIONS

1. Special marking is available
2. Two kinds of pitch available

Actuator	Pitch(mm)	
	Standard	Option
L	8.50	7.62
E	7.62	8.50

3. Extended Actuator

4. Tape Sealed



## ■ DIMENSIONS AND CIRCUITRY

### EAM SERIES

Dimension A

UNIT: mm(inch)

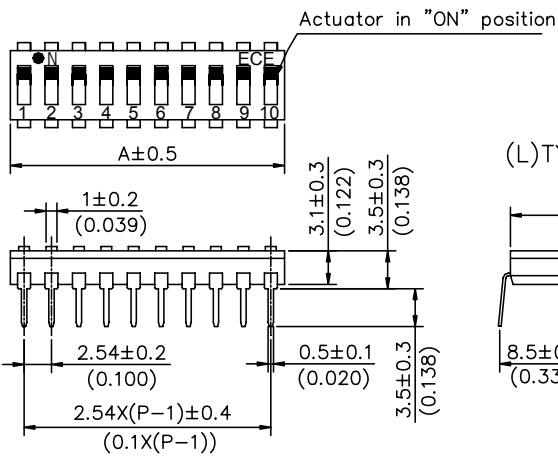
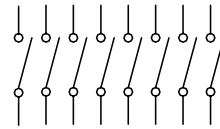
Positions	1	2	3	4	5	6	7	8	9	10	12
A	2.50 (0.098)	5.04 (0.198)	7.58 (0.298)	10.12 (0.398)	12.66 (0.498)	15.20 (0.598)	17.74 (0.698)	20.28 (0.798)	22.82 (0.898)	25.36 (0.998)	30.43 (1.198)

NOTE: 1 pole switches have the "ON" printing.

NOTE: 2-12 pole switches have the "●N" printing.

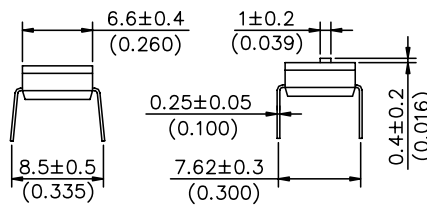
NOTE: 1&2&3 pole switches don't have the "ECE" Mark.

### CIRCUIT DIAGRAM



(L)TYPE

(E)TYPE



### P.C.B. LAYOUT (TOP VIEW)

