


Power Relay Series 功率继电器系列 -- JY22F

FEATURES特点

- 16A contact switching capability
16A触点切换能力
- Plastic sealed and dust protected types available
塑封型和防尘罩型可供选择
- UL insulation system: Class F
UL绝缘等级: F级
- Overall dimensions (20.3X16.6X20.6) mm.
外形尺寸 (20.3X16.6X20.6) mm。



CONTACT PARAMETERS触点参数

Contact Form触点形式	A-1组常开	B-1组常闭	C-1组转换
Rating Load (Resistive) 额定负载 (阻性)	16A 250VAC	10A 277VAC	10A/16A 30VDC
Max. Switching Current最大切换电流	16A		
Max. Switching Voltage最大切换电压	250VAC		
Max. Switching Power最大切换功率	4000VA/480W		

CHARACTERISTICS性能参数

Contact Materials触点材料	Ag Alloy银合金		
Contact Resistance接触电阻	100mΩ Max		
Operate Time吸合时间	10ms. Max		
Release Time释放时间	5ms. Max		
Insulation Resistance绝缘电阻	100MΩ Min.(DC500V)		
Initial Dielectric Strength介质耐压	between open contacts: 触点与触点间:	AC1,000V,50/60Hz 1Min	
	between contacts and coil: 触点与线圈间:	AC1,500V,50/60Hz 1Min	
Vibration Resistance抗振动	Damage limits: 耐久:	10~55Hz Double Amplitude双振幅1.5mm	
	Malfunction: 误动作:	10~55Hz Double Amplitude双振幅1.5mm	
Shock Resistance抗冲击	Damage limits: 耐久:	100G Min	
	Malfunction: 误动作:	10G Min	
Life寿命	Mechanical Life (10800 per hour) 机械寿命 (每小时10800次)	1×10 ⁷	
	Electrical Life (1800 per hour) 电气寿命 (每小时1800次)	1×10 ⁵	
Ambient Temperature环境温度	-40℃~+105℃ (No condensation) (不冷凝)		
Unit Weight单位重量	约Approx.12.0g		

**COIL RATINGS (at23°C) 线圈参数 (在23°C)**

Coil Nominal Voltage 额定电压 (VDC)	Nominal Current 额定电流 ±10%(mA)	Coil Resistance 线圈电阻 ±10% (Ω)	Max. Continuous Voltage 最大连续 外加电压	Pick-Up Voltage 吸合电压 (Max)	Drop-Out Voltage 释放电压 (Min)	Rated power 额定功率
3	120.00	25	Coil Nominal Voltage 130% 额定电压的 130%	Coil Nominal Voltage 75% 额定电压的 75%	Coil Nominal Voltage 10% 额定电压的 10%	About 0.36W
5	71.42	70				
6	60.00	100				
9	40.00	225				
12	30.00	400				
15	24.00	625				
18	20.00	900				
24	15.00	1,600				
48	7.50	6,400				
60	6.00	10,000				

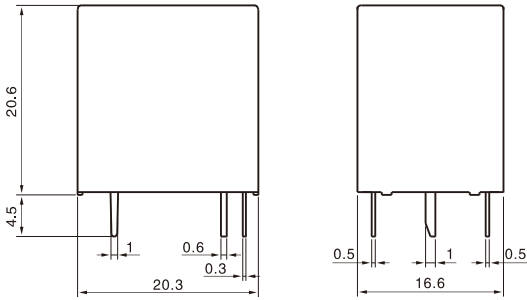
ORDERING INFORMATION 订货标记

JY22F-S-DC12V-A-T(XXX) 1 2 3 4 5 6	
1. Model Number基本型号 JY22F	4. Contact form: A-1Form A, B-1Form B, C-1Form C 触点形式: A-1组常开 B-1组常闭 C-1组转换
2. Encapsulation form:S-Plastic Sealed SH:Fluk proofed 封装形式: S-塑封型 SH-防焊剂型	5. Load Current:No-10A,T-16A 负载电流:无-10A, T-16A
3. Coil Voltage线圈规格 (VDC): DC3V,DC5V,DC6V,DC9V,DC12V,DC15V,DC18V, DC24V,DC48V,DC60V	6. Customer Special Code :XXX-Customer Special Requirements No - Standard Type 客户特性号: XXX-客户特殊要求, 无-标准型

SAFETY STANDARD 安规认证

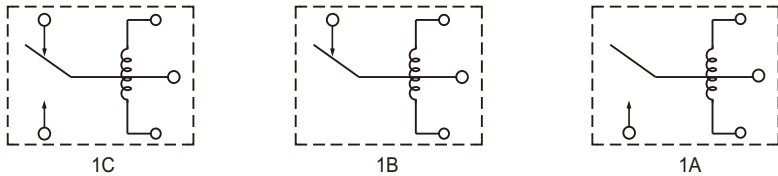
AuthType Basic认证类别	CQC	TUV	UL/C_UL
Authentication Load 认证负载	16A 250VAC 10A 277VAC	16A 250VAC 10A 277VAC	16A 250VAC 10A 277VAC 10A/16A 30VDC

OUTLINE DIMENSIONS (UNIT:mm)外形尺寸 (单位: mm)

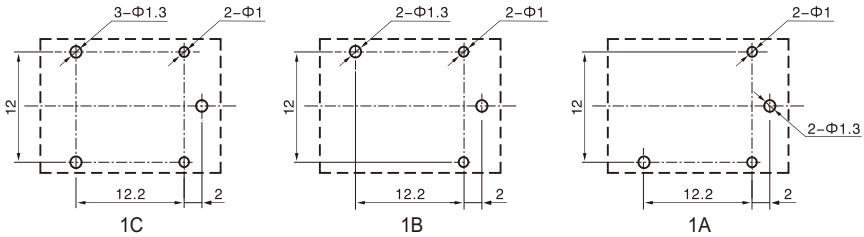


Undimensioned tolerance: <1mm: ±0.2mm 1~5mm: ±0.3mm >5mm: ±0.4mm
 未标注尺寸公差: <1mm: ±0.2mm 1~5mm: ±0.3mm >5mm: ±0.4mm
 Note: 1.The size of the lead foot is pre welding dimension. 注: 1、引出脚尺寸为预焊前尺寸
 2.installation hole size tolerance: +0.1mm 2、安装孔尺寸公差: ±0.1mm

Wiring diagram (bottom view)
接线图 (底视图)



Mounting hole size (bottom view)
安装孔尺寸 (底视图)



TYPICAL USE 典型用途

- Vending Machines
- Household appliances: Air conditioning, Electric heaters, Etc..
- Office equipment: Computer, Fax, Etc..
- Smart Home Products
- 家用电器: 空调、电热器等
- 自动售货机
- 办公室设备: 电脑、传真机等
- 智能家居产品



PERFORMANCE CHART性能曲线图

