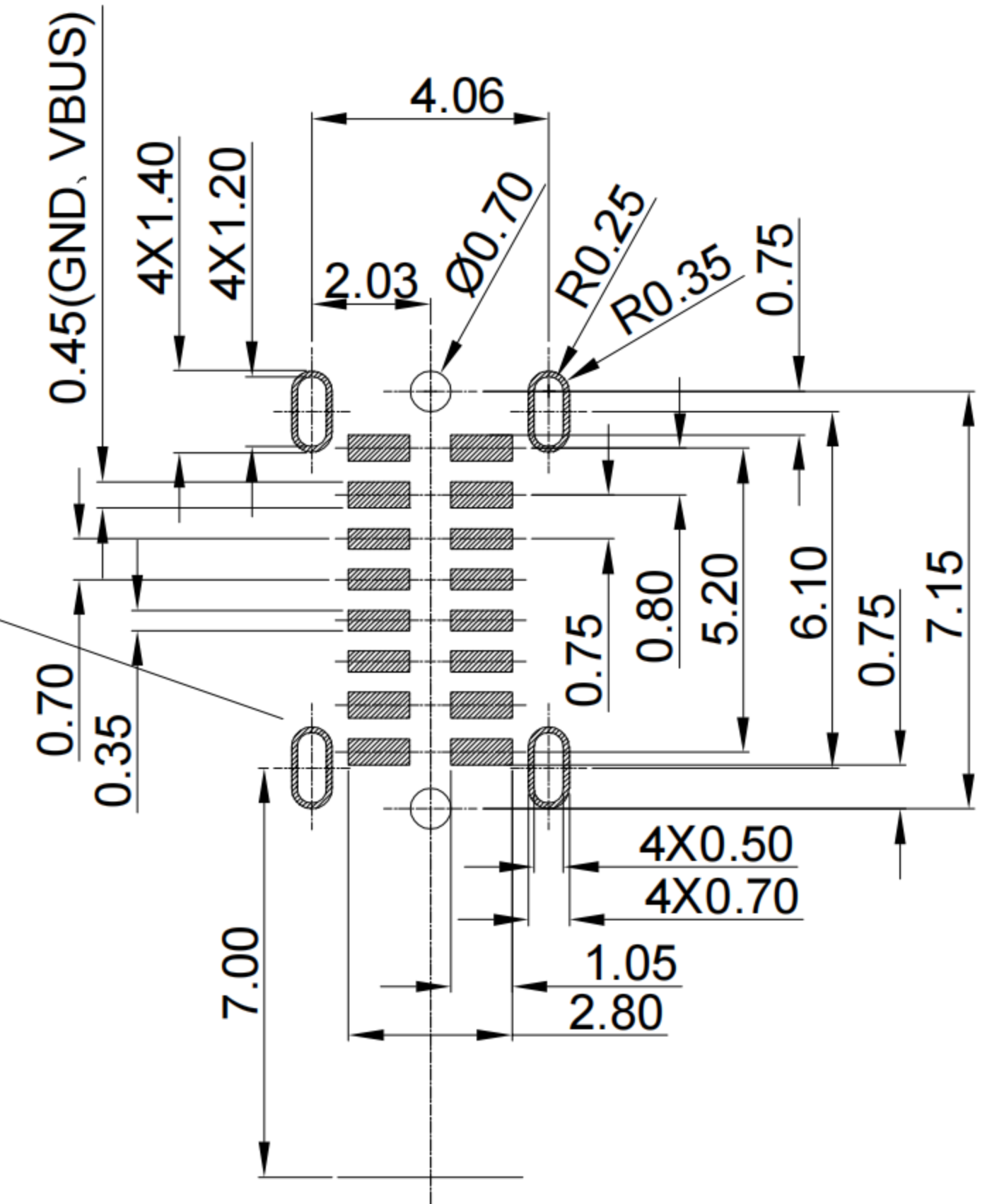



B12	A1
B9	A4
B8	A5
B7	A6
B6	A7
B5	A8
B4	A9
B1	A12



RECOMMENDED PCB LAYOUT
TOLERANCE:±0.05

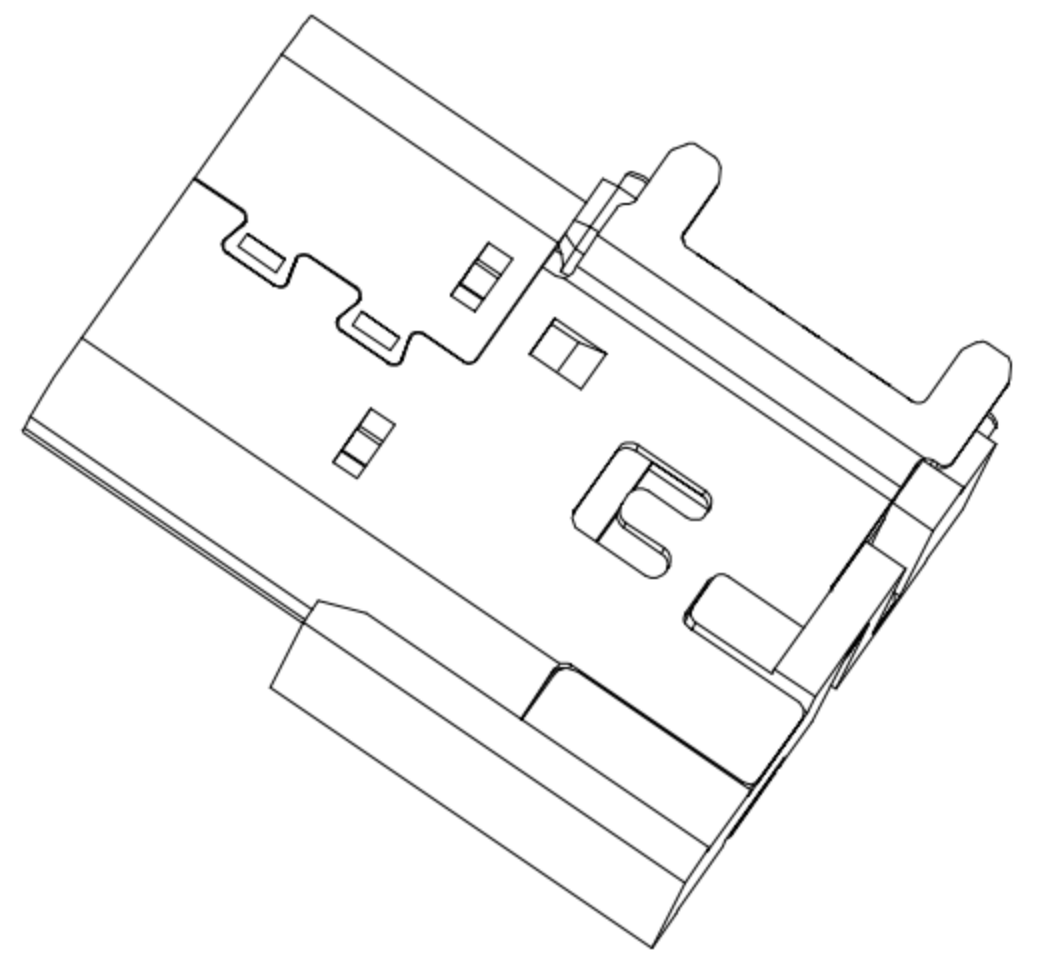
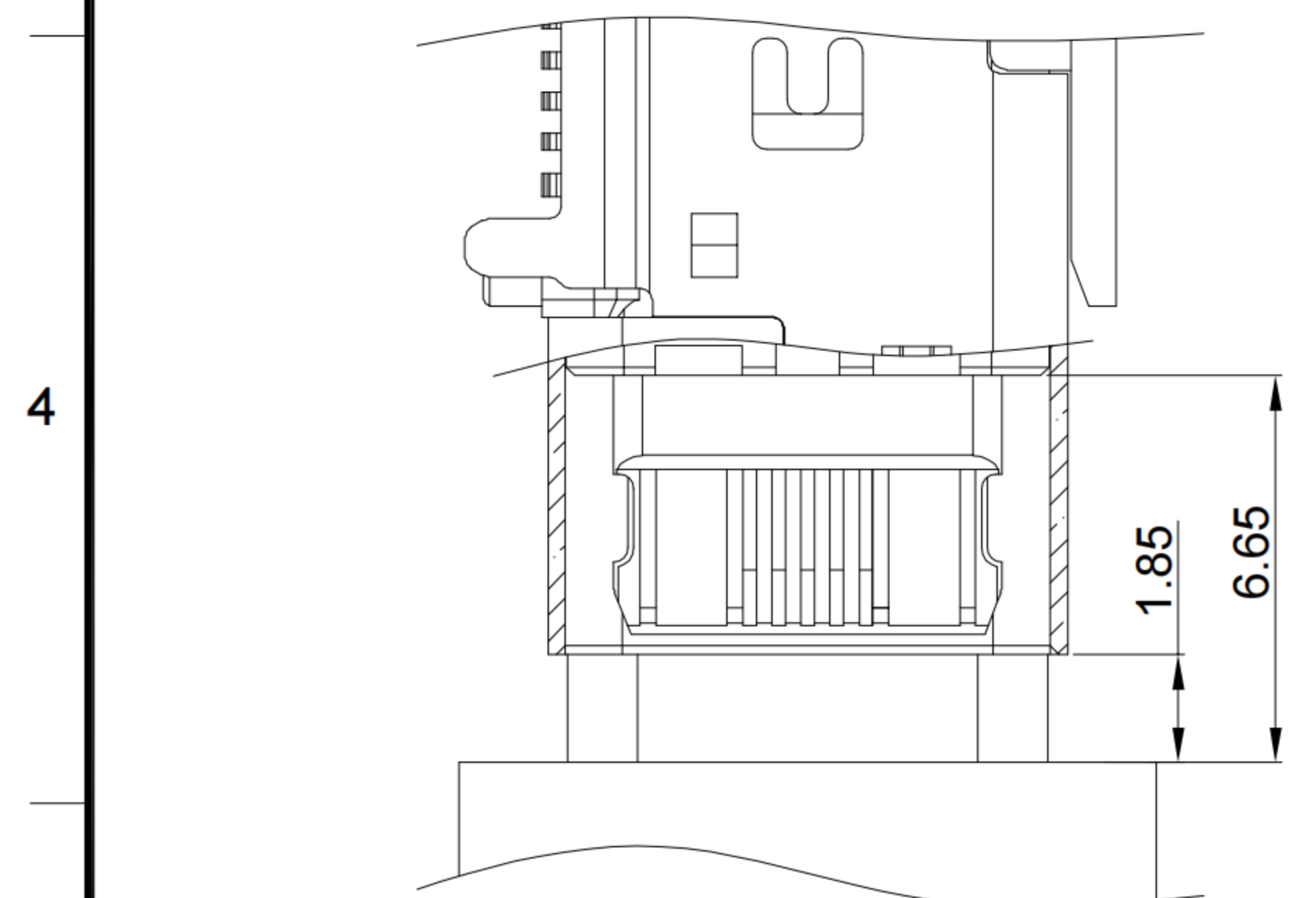


G-Switch USB-C Specification:


- 1.Current rated: 5A on vbus/1.25A on vconn/0.25A on other
Voltage rating: 24V AC
- 2.Withstanding voltage: 100V AC/minute
- 3.Contact resistance: 40mΩ Max
- 4.Insulation resistance: 100MΩ Min
- 5.Operating temperature: -40°C ~ +85°C
- 6.Mating force: 5N~20N
- 7.Unmating force: 8N~20N
- 8.Durability cycle:10,000 cycles

A1	A2	A3	A4	A5	A6	A7	A8	A9	A10	A11	A12
GND			VBUS	CC1	D+	D-	SBU1	VBUS			GND
First			First	Second	Second	Second	Second	First			First

B12	B11	B10	B9	B8	B7	B6	B5	B4	B3	B2	B1
GND			VBUS	SBU2	D-	D+	CC2	VBUS			GND
First			First	Second	Second	Second	Second	First			First



1	SHELL	STAINLESS STEEL	Ni PLATED
2	MID PLATE	STAINLESS STEEL	Ni PLATED
3	HOUSING	HIGH TEMPERATURE PLASTIC	BLACK UL 94 V-0
4	TERMINALS	COPPER ALLOY	Au PLATING ON CONTACT AREA
NO.	PARTS	MATERIAL	REMARKS



SCALE: 1:1 UNIT: mm
SIZE: A4

Unless otherwise General Tolerance:
X. ±0.25
X.x ±0.20
X.xx ±0.15
X.xxx ±0.10
X° ±4°

Title: Horizontal Type-c 16P Female Flag
SMT CH=4.58 L=14.0mm

Molde Code: GT-USB-7094A

DRAWN	CHECKED	APPROVED	DATE
Xia	Chen	Chen	2023.02.01



REV: A0 SHEET: 1/1