



MAG-MATE

TE Internal #: 964290-1  
Magnet Wire Terminals, Poke-In, Lead Wire Size 20 – 18 AWG,  
Lead Wire Size .5 – 1 mm², Crimp / Insulation Displacement (IDC),  
MAG-MATE

[View on TE.com >](#)

Terminals & Splices > Magnet Wire Terminals



Magnet Wire Terminal Type: **Poke-In**  
Compatible Insulation Diameter (Max): **2.31 mm [ .091 in ]**  
Compatible Insulation Diameter Range: **1.6 – 2.31 mm [ .063 – .091 in ]**  
Lead Wire Size: **.5 – 1 mm²**

Features

Product Type Features

Compatible With Discrete Wire Type	Lead Wire
------------------------------------	-----------

Contact Features

Magnet Wire Terminal Type	Poke-In
Terminal Plating Material	Tin
Terminal Orientation	Straight

Termination Features

Termination Method to Wire & Cable	Crimp, Insulation Displacement (IDC)
Crimp Area Length	6.2 mm[.244 in]

Mechanical Attachment

Wire Insulation Support	With
-------------------------	------

Dimensions

Terminal Height	20.5 mm[.807 in]
Compatible Insulation Diameter (Max)	2.31 mm[.091 in]
Compatible Insulation Diameter Range	1.6 – 2.31 mm[.063 – .091 in]



Lead Wire Size	.5 – 1 mm²
Product Length	7.9 mm[.311 in]

Usage Conditions

Insulation Option	Uninsulated
-------------------	-------------

Operation/Application

Compatible With Wire Base Material	Copper
------------------------------------	--------

Packaging Features

Packaging Quantity	6000
Packaging Method	Reel, Reel/Carton

Product Compliance

For compliance documentation, visit the product page on TE.com>

EU RoHS Directive 2011/65/EU	Compliant
EU ELV Directive 2000/53/EC	Compliant
China RoHS 2 Directive MIIT Order No 32, 2016	No Restricted Materials Above Threshold
EU REACH Regulation (EC) No. 1907/2006	Current ECHA Candidate List: JUNE 2023 (235) Candidate List Declared Against: JUNE 2023 (235) Does not contain REACH SVHC
Halogen Content	Low Halogen - Br, Cl, F, I < 900 ppm per homogenous material. Also BFR/CFR/PVC Free
Solder Process Capability	Not applicable for solder process capability

Product Compliance Disclaimer

This information is provided based on reasonable inquiry of our suppliers and represents our current actual knowledge based on the information they provided. This information is subject to change. The part numbers that TE has identified as EU RoHS compliant have a maximum concentration of 0.1% by weight in homogenous materials for lead, hexavalent chromium, mercury, PBB, PBDE, DBP, BBP, DEHP, DIBP, and 0.01% for cadmium, or qualify for an exemption to these limits as defined in the Annexes of Directive 2011/65/EU (RoHS2). Finished electrical and electronic equipment products will be CE marked as required by Directive 2011/65/EU. Components may not be CE marked. Additionally, the part numbers that TE has identified as EU ELV compliant have a maximum concentration of 0.1% by weight in homogenous materials for lead, hexavalent chromium, and mercury, and 0.01% for cadmium, or qualify for an exemption to these limits as defined in the Annexes of Directive 2000/53/EC (ELV). Regarding the REACH Regulation, the information TE provides on SVHC in articles for this part number is based on the latest European Chemicals Agency (ECHA) 'Guidance on requirements for substances in articles' posted at this URL: <https://echa.europa.eu/guidance-documents/guidance-on-reach>

Compatible Parts






**KIT**

REPRESENTATION ONLY

TE Part # 7-2836597-7

OC-090F120F-CRIMPTOOLINGKIT

Also in the Series | **MAG-MATE**



Insertion & Extraction Tools(6)



Magnet Wire Terminals(337)



PCB Terminals(1)

Customers Also Bought



TE Part #350551-7

UMNL SOK 20-14 AU/BR L/P




TE Part #350669-1

UMNL GRND PIN 20-14 PTPBR L/P



TE Part #5-160526-7

FF 250 REC 0.5-1.5MM2 TPBR



TE Part #62935-1

MAG-MATE TERM 27-23 016 TPBR



TE Part #173645-1

070 TAB CONT 16-20



TE Part #2825575-2

MAG-MATE Slim Line with Multispring




TE Part #1599107-1

CLUSTER TERMINAL REC,.090 DIA



TE Part #9-829327-4

ID POKE IN TAB CONN.3P



TE Part #2-1481643-3

GUIDE PLATE FRONT



TE Part #1-1768018-5

EET-0920P-4



Documents

Product Drawings

POKE-IN FLA-STECKER

English

CAD Files

Customer View Model

ENG\_CVM\_964290-1\_C.3d\_igs.zip

English

Customer View Model

ENG\_CVM\_964290-1\_C.3d\_stp.zip

English

Customer View Model

ENG\_CVM\_964290-1\_C.2d\_dxf.zip

English

3D PDF

English

By downloading the CAD file I accept and agree to the [Terms and Conditions](#) of use.

Datasheets & Catalog Pages

Magnet Wire Terminals & Splices

English