



## Wireless Power Transfer

Tx Pattern Coil Units (WPC Compliant)

# WCT38466-N0E0SST101

---

# Wireless Power Transfer

Tx Pattern Coil Units (WPC Compliant)



## WCT38466-N0E0SST101

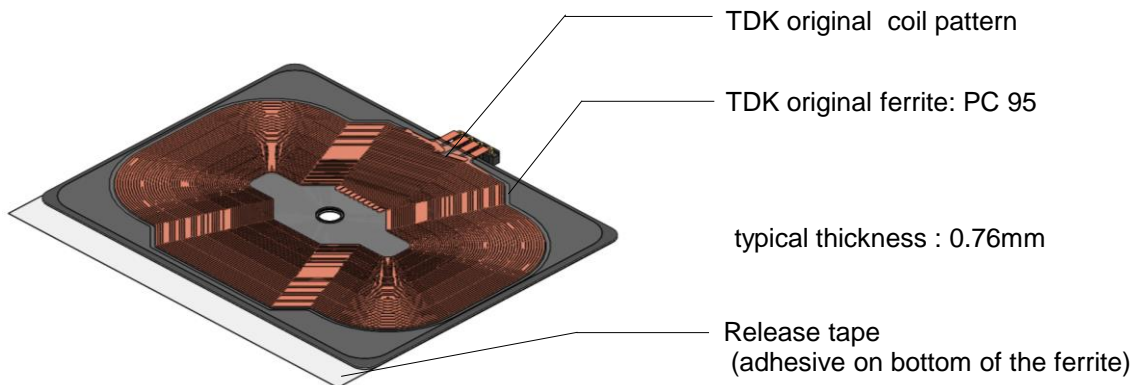
### ■ FEATURES

- TDK original thin coil pattern film
- TDK original thinner flexible ferrite sheet
- TDK original coil shape to cover larger charging area with single coil

### ■ APPLICATION

- A coil of the customer wireless power transfer module (Wireless Charge Tx Coil part) for various types of battery chargers.

### ■ SHAPE

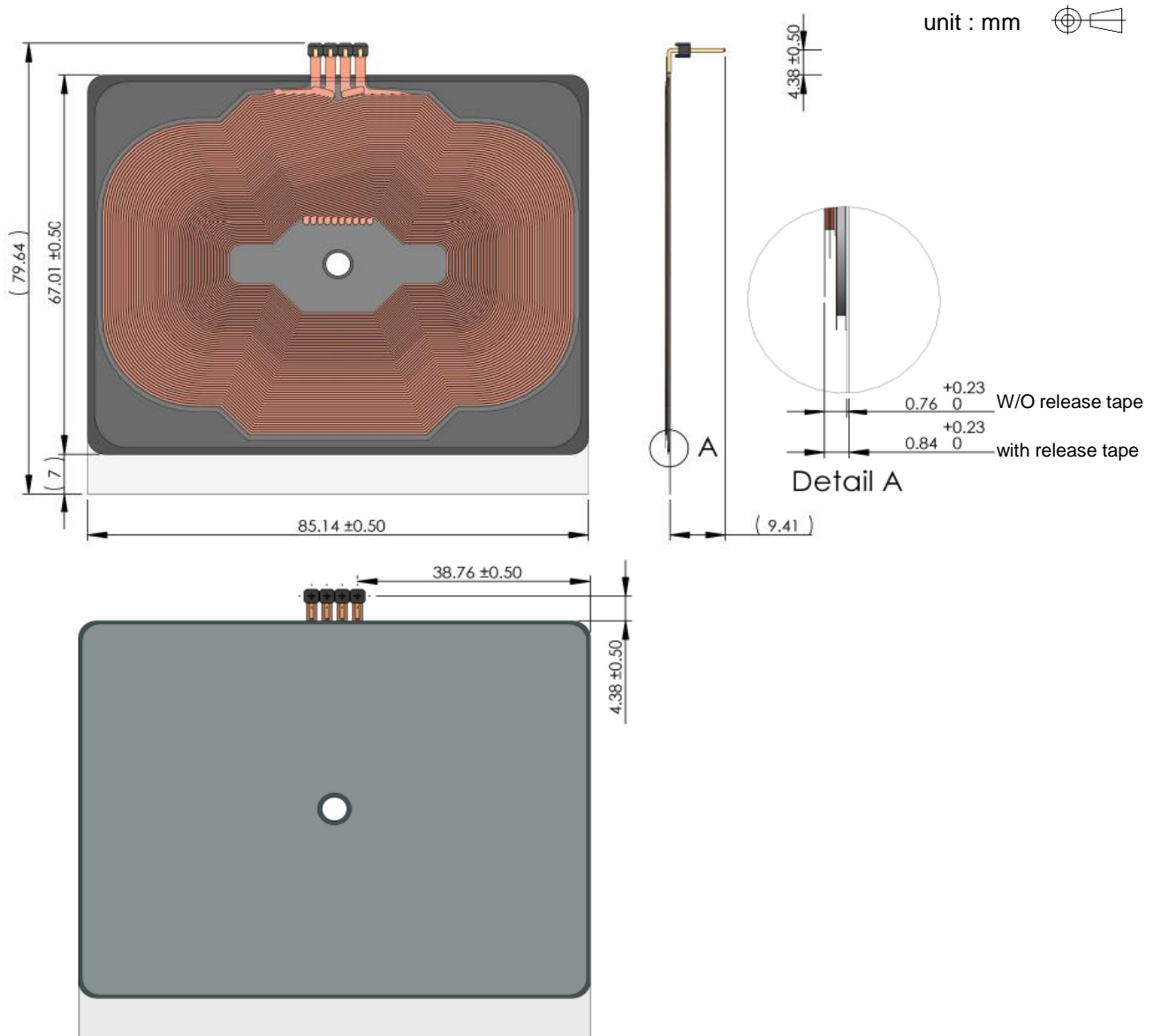


### ■ COIL SPECIFICATIONS

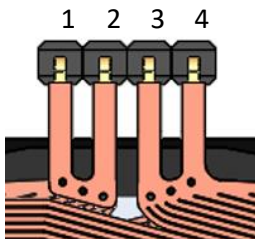
Number of Coils	Dimensions	Coil Turns
1	67.01mm x 85.14mm	11 turns

# WCT38466-N0E0SST101

## DIMENSIONS



## CONNECTION



Pin No.	Connect to
1	Tx coil_A
2	Tx coil_A
3	Tx coil_B
4	Tx coil_B

## WCT38466-N0E0SST101

## ■ MAXIMUM RATINGS

Operating Temperature	Storage Temperature / Humidity *
-40 to +85°C	+5 to +40°C / 10 to 75% R.H.

\* before the customer assembly

## ■ ELECTRICAL CHARACTERISTICS

Inductance [100kHz] ( $\mu$ H)	Resistance [100kHz] ( $\Omega$ )	WPC Compliant
10.6 $\pm$ 0.5	0.139 (max.0.149)	Yes

## ■ IC INFORMATIONS

IC	Manufacturer
P9261-3C	IDT
RT3181A	Richtek Technology
*	NXP

\*\*The entire Wireless Charging MWCT controller portfolio from NXP can support the TDK pattern coil. For further recommendation regarding most suitable MWCT controller please reach out to NXP Wireless Charging Team."

\*\* Please contact us more details

## ■ PACKAGING : BOX TYPE

Dimensions(mm)		Quantity (pcs)	
Tray	540x430x28	Qty per tray	40
Outer Carton	545x435x158	Qty per outer carton	200

## ■ OTHERS

Weight (g) typ.
12.5

## REMINDERS FOR USING THESE PRODUCTS

Before using these products, be sure to request the delivery specifications.

### SAFETY REMINDERS

Please pay sufficient attention to the warnings for safe designing when using these products.

#### REMINDERS

- Do not use or store in locations where there are conditions such as gas corrosion (salt, acid, etc.).
- Self heating (temperature increase) occurs when the power is turned ON, so the tolerance should be sufficient for the set thermal design.
- Fully caution, If metal piece contacted with top of coil surface then it could be danger of generated heat.
- Do not use for a purpose outside of the contents regulated in the delivery specifications.

• The products listed on this catalog are intended for use in general electronic equipment (AV equipment, telecommunications equipment, home appliances, amusement equipment, computer equipment, personal equipment, office equipment, measurement equipment, industrial robots) under a normal operation and use condition.

The products are not designed or warranted to meet the requirements of the applications listed below, whose performance and/or quality require a more stringent level of safety or reliability, or whose failure, malfunction or trouble could cause serious damage to society, person or property. If you intend to use the products in the applications listed below or if you have special requirements exceeding the range or conditions set forth in the each catalog, please contact us.

1. Aerospace/Aviation equipment
2. Transportation equipment (electric trains, ships, etc.)
3. Medical equipment
4. Power-generation control equipment
5. Atomic energy-related equipment
6. Seabed equipment
7. Transportation control equipment
8. Public information-processing equipment
9. Military equipment
10. Electric heating apparatus, burning equipment
11. Disaster prevention/crime prevention equipment
12. Safety equipment
13. Other applications that are not considered general-purpose applications