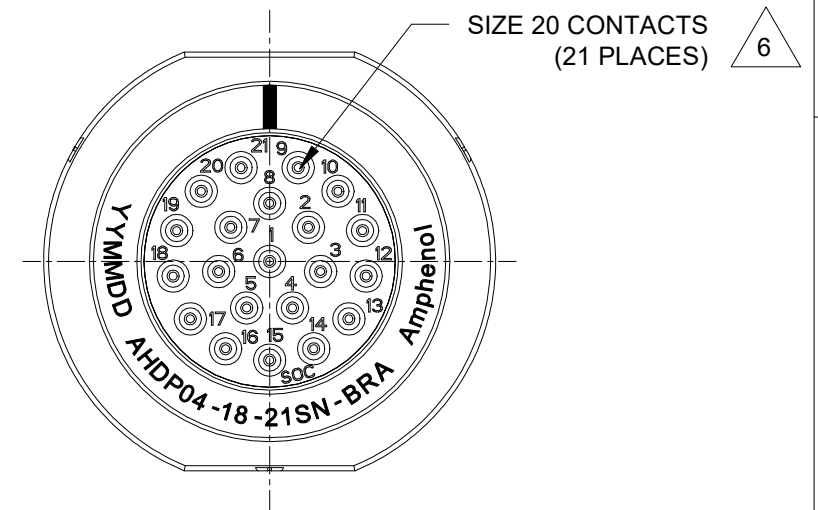


REVISIONS					
REV	ECO	DESCRIPTION	DATE	BY	APPR
A1	-	RELEASE NEW DRAWING	29/MAR/22	MILO	TOMMY

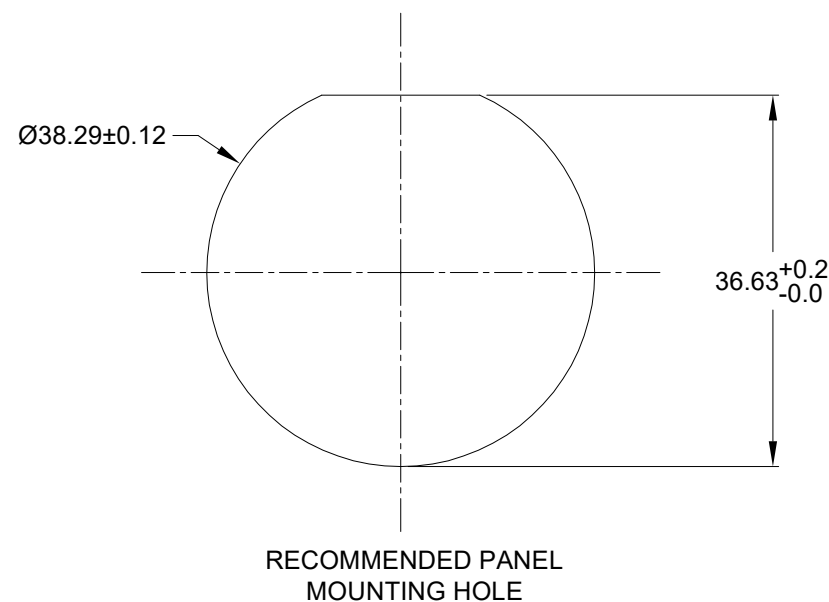


NOTES: UNLESS OTHERWISE SPECIFIED

- MATERIAL:  
HOUSING: THERMOPLASTIC; BLACK  
SEAL: SILICONE RUBBER
- MODIFICATIONS: BACKSHELL RING ADAPTER (BRA);  
STANDARD DIA. WIRE SEAL ;
- SPECIFICATIONS:  
3.1 OPERATING TEMPERATURE: -55°C TO +125°C.  
3.2 DIELECTRIC WITHSTANDING VOLTAGE: LESS THAN 2  
MILLIAMPS CURRENT LEAKAGE @ 1500 VOLTS AC.  
3.3 INSULATION RESISTANCE: 1000 MEGOHM MIN @ 25°C.  
3.4 MOISTURE RESISTANCE:  
IP68(IM OF WATER FOR A PERIOD OF 24 HOURS, MATED  
CONDITION);  
IP69K(MATED CONDITION).  
3.5 MATING CYCLE DURABILITY: 100 CYCLES  
3.6 RoHS COMPLIANT
- MATING PART: AHDP06-18-21P\* ( \* = SEAL TYPE )
- ALL DIMENSIONS ARE FOR REFERENCE USE ONLY.

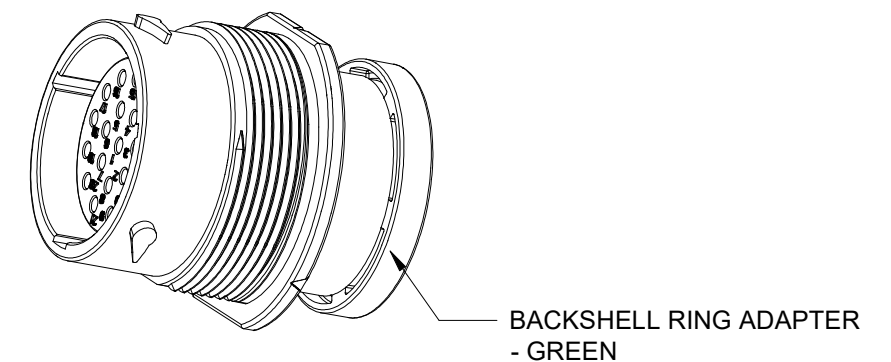
△ CONTACT SIZE AND WIRE RANGE:

CONTACT SIZE	MIN. INSUL O.D.	MAX. INSUL O.D.	TYPICAL WIRE RANGE	CURRENT RATING
20	1.02 mm (.040in)	2.41 mm (.095 in)	16-22 AWG (1.5-0.5mm <sup>2</sup> )	7.5 AMPS



RECOMMENDED PANEL  
MOUNTING HOLE

RECOMMENDED PANEL  
THICKNESS:1.6 TO 4.7MM



AHDPO4-18-21SN-BRA		REF:HDP24-18-21SN-L017			
QUANTITY	PART NUMBER	DESCRIPTION			ITEM
MATERIALS LIST					
<div>UNLESS OTHERWISE SPECIFIED</div> <div>1) All dimensions are in metric(mm).</div> <div>2) Tolerances are as follows:</div> <div>1 PL DEC ±0.30</div> <div>2 PL DEC ±0.15</div> <div>3 PL DEC ±0.08</div> <div>3) Note reference = <div><div>X</div></div></div> <div>Fractions ±1/64</div> <div>Angles ±1°</div>		<div>SIGNATURES</div> <div>DRAWN: MILO</div> <div>CHECKED: SULLEN</div> <div>ENGINEER:</div> <div>APPROVAL: TOMMY</div> <div>CUSTOMER:</div> <div>DATE</div> <div>29/MAR/22</div> <div>30/MAR/22</div> <div></div> <div>31/MAR/22</div>		<div>Amphenol</div> <div>Sine Systems - <a href="http://www.amphenol-sine.com">www.amphenol-sine.com</a></div> <div>44724 Morley Drive</div> <div>Clinton Township, MI 48036</div> <div>21POS, RECEPTACLE, SOCKET, SIZE 18,</div> <div>NORMAL SEAL, BRA, DURAMATE AHDP</div>	
MATERIAL SPECIFICATIONS:		<div>SIZE</div> <div>B</div> <div>TYPE</div> <div>C-</div> <div>DWG NO:</div> <div>AHDPO4-18-21SN-BRA</div> <div>REVISION</div> <div>A1</div>			
WEIGHT: 42.8g					
PROCESS SPECIFICATIONS:					
NEXT ASSY:		<div>THIS DRAWING IS SUPPLIED FOR INFORMATION ONLY. DESIGN FEATURES, SPECIFICATIONS AND PERFORMANCE DATA SHOWN HEREON ARE THE PROPERTY OF THE AMPHENOL CORPORATION. NO RIGHTS OF REPRODUCTION ARE IMPLIED. ALL DIMENSIONS ARE SUBJECT TO NORMAL MANUFACTURING VARIATIONS.</div> <div>SCALE:</div> <div>NONE</div> <div>DURAMATE</div> <div>SHEET</div> <div>1</div> <div>OF</div> <div>1</div>			

TITLE: 21POS, RECEPTACLE, SOCKET, SIZE 18, NORMAL SEAL, BRA, DURAMATE AHDP

DWG NO: AHDPO4-18-21SN-BRA

REV: A1

SH: 1

OF: 1

## A Series™ - Contact Size 20 Options (Works with: ATM, DuraMate and PanelMate Series)

Machined Contacts, Sockets & Pins				
Part Number	Description	Size	AWG	Type
AT60-010-2031	Male Contact - Pin, Gold-plated	20	16-18	Machined
AT62-005-20141	Female Contact - Socket, Gold-plated	20	16-18	Machined
AT60-010-20141	Male Contact - Pin, Nickel-plated	20	16-18	Machined
AT62-005-2031	Female Contact - Socket, Nickel-plated	20	16-18	Machined
AT60-202-2031	Male Contact - Pin, Gold-plated	20	20-22	Machined
AT62-201-2031	Female Contact - Socket, Gold-plated	20	20-22	Machined
AT60-202-20141	Male Contact - Pin, Nickel-plated	20	20-22	Machined
AT62-201-20141	Female Contact - Socket, Nickel-plated	20	20-22	Machined

Tooling - Machined Contacts	
Part Number	Description
AUTK-20	Hand Crimp Tool, Size 20
AUTK-100	Universal Heavy Duty Contact Crimping Tool Kit, Size 12/16/20
CA-5D12	Universal Hand Crimp Tool, Size 12/16/20
CA-5E12	Pneumatic Crimp Tool, Size 12/16/20

Stamped & Formed Contacts, Sockets & Pins				
Part Number	Description	Size	AWG	Type
AT60-20-0144	Male Contact - Pin, Gold-plated	20	16-22	Stamped & Formed
AT62-20-0144	Female Contact - Socket, Gold-plated	20	16-22	Stamped & Formed
AT60-20-0244	Male Contact - Socket, Gold-plated	20	16-22	Stamped & Formed
AT62-20-0244	Female Contact - Socket, Gold-plated	20	16-22	Stamped & Formed
AT60-20-0122	Male Contact - Pin, Nickel-plated	20	16-22	Stamped & Formed
AT62-20-0122	Female Contact - Socket, Nickel-plated	20	16-22	Stamped & Formed
AT60-20-0222	Male Contact - Socket, Nickel-plated	20	16-22	Stamped & Formed
AT62-20-0222	Female Contact - Socket, Nickel-plated	20	16-22	Stamped & Formed
AT60-20-0277	Male Contact - Socket, Tin-plated	20	16-22	Stamped & Formed
AT62-20-0277	Female Contact - Socket, Tin-plated	20	16-22	Stamped & Formed
AT60-20-0422	Male Contact - Socket, Nickel-plated	20	20-22	Stamped & Formed
AT62-20-0444	Female Contact - Socket, Gold-plated	20	20-22	Stamped & Formed

Tooling - Stamped & Formed Contacts	
MF3-3974	Crimp Die - Size 20
MF3-3976	Crimp Die - Size 20 (20-22AWG -04XX Series)
MF3-3978	Crimp Die - Size 20 (20-22AWG -02XX Series)
ATT-20-00	Hand Crimp Tool - Size 20 (20AWG)

Contact Removal Tools (For both Machined or Stamped & Formed Contacts)	
Part Number	Description
ATRT-100	Contact and Wedgelock Extraction Tool
AT11-240-2005	Contact Removal Tool, Plastic, Size 20

Sealing Plugs (For both Machined or Stamped & Formed Contacts)	
Part Number	Description
AT13-204-2005	Sealing Plug, Size 20, White
AT13-204-2005-SR	Sealing Plug, Size 20, SR01 Series, Black
ATM13-217-2005	Locking Sealing Plug, Size 20, Grey
ATM13-217-2005-SR	Locking Sealing Plug, Size 20, SR01 Series, Blue