



Connectors > Terminal Blocks & Strips > Modular Terminal Blocks



Block Function: **Feed-Through**  
Modular Terminal Block Product Type: **Female Plug**  
Primary Product Color: **Gray**  
Product Spacing: **5.2 mm [ .204 in ]**  
Number of Positions: **1**

Features

Product Type Features

Modular Terminal Block Product Type	Female Plug
-------------------------------------	-------------

Configuration Features

Gauge Type	A2 / 2.3 mm Dia.
Number of Levels	1
Number of Poles	1
Number of Circuits	1
Block Function	Feed-Through
Number of Positions	1

Electrical Characteristics

Operating Voltage Rating (UL & CSA) (Max) - Main Circuit	600 V
Impulse Withstanding Voltage Rating (IEC)	8000 V
Voltage Rating (CSA)	600 V
Current Rating (CSA)	20 A
Dielectric Withstanding Voltage (Max)	2200 V
Short-Time Withstanding Current Rating @ 1s	300 A
Voltage Rating (IEC)	800 V
Current Rating (UL)	20 A
Current Rating (IEC)	24 A
Operating Voltage	800 VAC

Body Features



Product Weight	4.08 g[.143 oz]
Primary Product Color	Gray

Termination Features

Termination Method to Wire & Cable	Push-in
------------------------------------	---------

Mechanical Attachment

Connector Mounting Type	Cable Mount (Free-Hanging)
-------------------------	----------------------------

Housing Features

Housing Material	Polyamide 6.6
------------------	---------------

Dimensions

Main Circuit Capacity - 1 Rigid Stranded Conductor per Spring Clamp	.2 – 4 mm²
Wire Stripping Length	11 mm[.433 in]
Main Circuit Capacity - 1 Non-Insulated Ferrule per Spring Clamp	.22 – 2.5 mm²
Main Circuit Capacity - 1 Insulated Ferrule per Spring Clamp	26 – 14 AWG
Main Circuit Capacity - 1 Flexible Conductor per Spring Clamp	.22 – 2.5 mm²
Tool Size	3.5 mm[.138 in]
Product Depth	42.9 mm[1.67 in]
Product Width	5.2 mm[.204 in]
Product Length	42.9 mm[1.67 in]
Product Height	23.8 mm[.91 in]
Product Spacing	5.2 mm[.204 in]
Wire Size	2.5 mm²

Usage Conditions

Installation Temperature Range	-5 – 40 °C[23 – 104 °F]
Operating Temperature Range	-55 – 110 °C[-67 – 230 °F]

Operation/Application

Circuit Application	Signal
---------------------	--------

Industry Standards

IP Rating	IP20
UL Flammability Rating	UL 94V-0

Product Compliance



For compliance documentation, visit the product page on TE.com>

EU RoHS Directive 2011/65/EU	Compliant
EU ELV Directive 2000/53/EC	Compliant
China RoHS 2 Directive MIIT Order No 32, 2016	No Restricted Materials Above Threshold
EU REACH Regulation (EC) No. 1907/2006	Current ECHA Candidate List: JUNE 2023 (235) Candidate List Declared Against: JUNE 2023 (235) Does not contain REACH SVHC
Halogen Content	Low Halogen - Br, Cl, F, I < 900 ppm per homogenous material. Also BFR/CFR/PVC Free
Solder Process Capability	Not reviewed for solder process capability

Product Compliance Disclaimer

This information is provided based on reasonable inquiry of our suppliers and represents our current actual knowledge based on the information they provided. This information is subject to change. The part numbers that TE has identified as EU RoHS compliant have a maximum concentration of 0.1% by weight in homogenous materials for lead, hexavalent chromium, mercury, PBB, PBDE, DBP, BBP, DEHP, DIBP, and 0.01% for cadmium, or qualify for an exemption to these limits as defined in the Annexes of Directive 2011/65/EU (RoHS2). Finished electrical and electronic equipment products will be CE marked as required by Directive 2011/65/EU. Components may not be CE marked. Additionally, the part numbers that TE has identified as EU ELV compliant have a maximum concentration of 0.1% by weight in homogenous materials for lead, hexavalent chromium, and mercury, and 0.01% for cadmium, or qualify for an exemption to these limits as defined in the Annexes of Directive 2000/53/EC (ELV). Regarding the REACH Regulation, the information TE provides on SVHC in articles for this part number is based on the latest European Chemicals Agency (ECHA) 'Guidance on requirements for substances in articles' posted at this URL: <https://echa.europa.eu/guidance-documents/guidance-on-reach>

Compatible Parts



TE Part # 1SNK140004R0000  
MC512-YL



TE Part # 1SNK805014R0000  
ZDK2.5-21



TE Part # 1SNK805015R0000  
ZDK2.5-11



TE Part # 1SNK805017R0000  
ZDK2.5-22



TE Part # 1SNK805025R0000  
ZDK2.5-11-BL



TE Part # 1SNK805150R0000  
ZDK2.5-11-PE















TE Part # 1SNK805152R0000  
ZDK2.5-22-PE






TE Part # 1SNK805156R0000  
ZDK2.5-22-PE

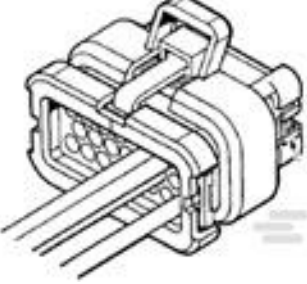
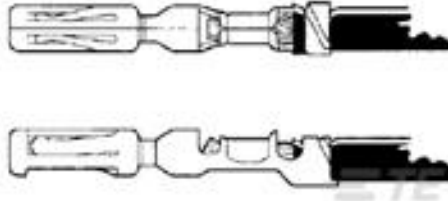




 TE Part # 1SNK805212R0000 ZDK2.5-D2-PE	 TE Part # 1SNK805213R0000 ZDK2.5-D2	 TE Part # 1SNK805214R0000 ZDK2.5-D1	 TE Part # 1SNK805223R0000 ZDK2.5-D2-BL
 TE Part # 1SNK805250R0000 ZDK2.5-D1-PE	 TE Part # 1SNK900203R0000 TP2	 TE Part # 1SNK900637R0000 VR-ZD	 TE Part # 1SNK900660R0000 PT-ZD
 TE Part # 1SNK905303R0000 JB5-3	 TE Part # 1SNK905305R0000 JB5-5	 TE Part # 1SET111001R0000 WF003-08-GN	 TE Part # 1SET111002R0000 WF005-08-WH

Also in the Series | ENTRELEC SNK


 Modular Terminal Blocks(320)	 Terminal Block & Strip Conducting Accessories(67)	 Terminal Block & Strip Insulating Accessories(31)
---	--	--

Customers Also Bought


 TE Part #776164-1 35POS, AMPSEAL, SOC HSG ASSY, SLD, COD 1	 TE Part #770854-1 CONTACT, AMPSEAL SN/LP	 TE Part #1SNK505910R0000 ES4	 TE Part #1SNK805152R0000 ZDK2.5-22-PE
--	--	--	---









TE Part #1SNK900660R0000  
PT-ZD




TE Part #1062-16-0122  
SOC, SF, SIZE 16, 14-18, NI/SN




TE Part #1SNK805739R0000  
CDK2.5-J-E



TE Part #1SNK805748R0000  
CDK2.5-J-PE



TE Part #1SNK905302R0000  
JB5-2



TE Part #2345834-2  
NEW MOTOR CONN REC KIT. PF

Documents

CAD Files

3D PDF

3D

Customer View Model

ENG\_CVM\_CVM\_1SNK805738R0000\_A.2d\_dxf.zip

English

Customer View Model

ENG\_CVM\_CVM\_1SNK805738R0000\_A.3d\_igs.zip

English

Customer View Model

ENG\_CVM\_CVM\_1SNK805738R0000\_A.3d\_stp.zip

English

By downloading the CAD file I accept and agree to the [Terms and Conditions](#) of use.

Datasheets & Catalog Pages

ENTRELEC Terminal Block - Master Catalog

ENTRELEC Terminal Block - Master Catalog

English

SNK SERIES TERMINAL BLOCKS

English

Essential Entrelec Terminal Blocks

French

Essential Entrelec Terminal Blocks

English

Essential Entrelec Terminal Blocks

Japanese

1SNK805738R0000

Modular Terminal Blocks, Feed-Through, Female Plug, Gray, Product Spacing .204 in [5.2 mm], 1 Position, Push-in, Signal, ENTRELEC SNK



Agency Approvals

BV\_MARINE\_34077\_B3

English