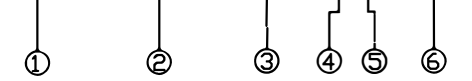


REV	CONTENT	CHK	DATE
V0.0	CONTENT	MYZ	21.07.01

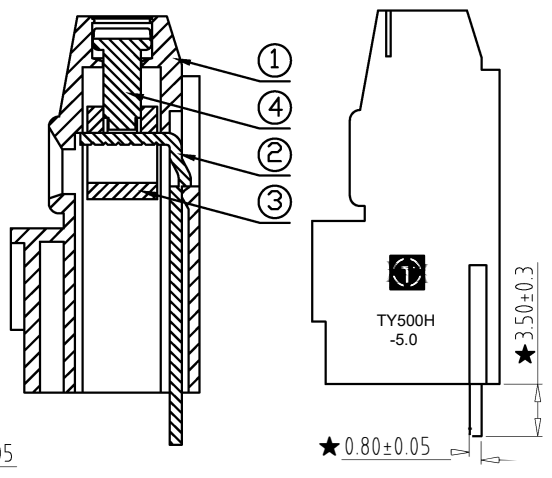
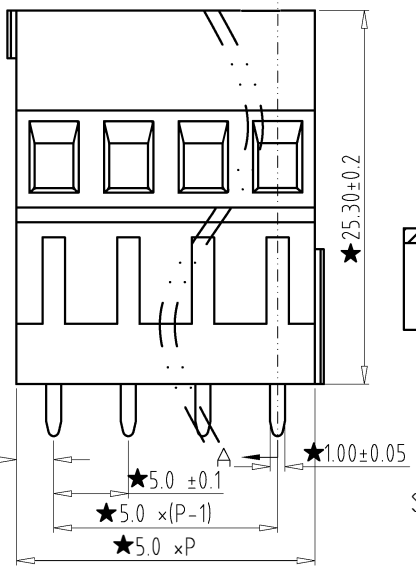
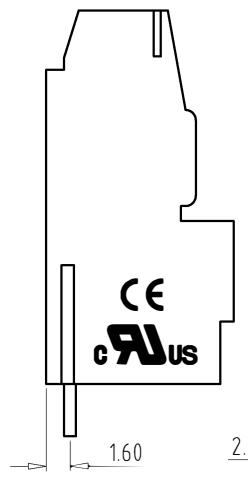
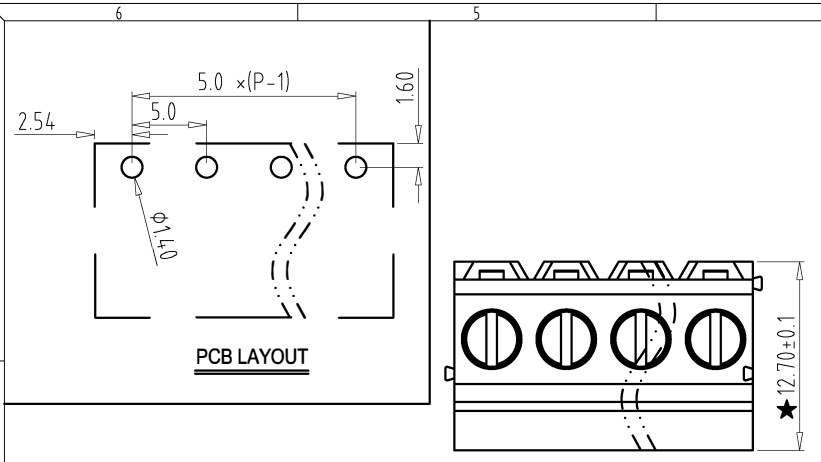
Electrical :

- | | | |
|---|------------------|------------------------|
| | UL | IEC |
| 1. Rated Voltage : | 300V | 250V |
| 2. Rated Current : | 20A | 24A |
| 3. Torque Value : | M2.5 , 3.54Lb.in | M2.5 , 0.4N.m |
| 4. Wire Range: | 28-12AWG | 0.5-2.5mm ² |
| 5. Stripping Length : | 6-7mm | |
| 6. Withstanding Voltage : | AC2000V/1Min. | |
| 7. Operating Temperature : | -40°C~-+105°C | |
| 8. RoHS Compliance | | |
| 9. Safty Approval : | ULus CE | |
| 10. "★" is the key quality control point. | | |

TY500H - 5.0 - XXP - X X - 00



- ① Series No. ④ 1 Single Pitch
 2 Double Pitch
- ② Pitch ⑤ Color: 1 Grey
 2 Blue
 3 Black
 4 Green
 5 Orange
 6 Red
 7 Transparent
 8 Yellow
 9 White
- ③ Poles
02 02Contacts
03 03Contacts
...
24 24Contacts
- ⑥ Customer Request : 00--Standard



Total Pitch Tolerances in mm										Nominal dimension range in mm										⊥	=	-	//					
over 0	over 30	over 53	over 70	over 90	over 115	over 150	over 250	over 350	over 500	over 0	over 30	over 53	over 70	over 90	over 115	over 150	over 200	over 250	over 320	over 0	over 10	over 100	over 150	all	0	100	150	
±0.18	±0.20	±0.25	±0.3	±0.35	±0.44	±0.60	±0.70	±0.85	±0.20	±0.25	±0.30	±0.35	±0.44	±0.55	±0.70	±0.80	±0.90	0.2	0.3	0.3	0.3	0.2	0.3	0.5				

4	SCREW	XX	P	STEEL	Zn Plated
3	BLOCK	XX	P	BRASS	Ni Plated
2	PIN	XX	P	BRASS	Tin Plated
1	HOUSING	XX	1	PA66 UL94V-0	SEE NOTE
ITEM	NAME OF PART	NO. OF PART	Q'TY	MATERIAL	NOTE
DWG.	MYZ	DATE	21.07.01	SIZE	A4 UNITS mm SHEET/OF 1/1
CHK.		DATE		SCALE	1:1
APP.		DATE		NAME	TY500H-5.0-XXP-XX-00
				DWGNO.	XXXX

