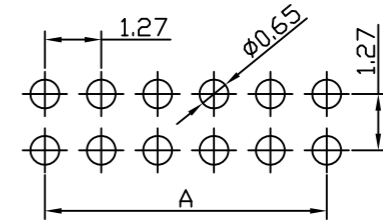
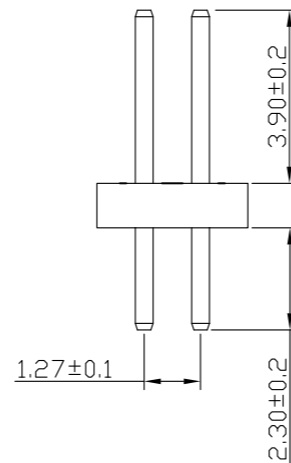
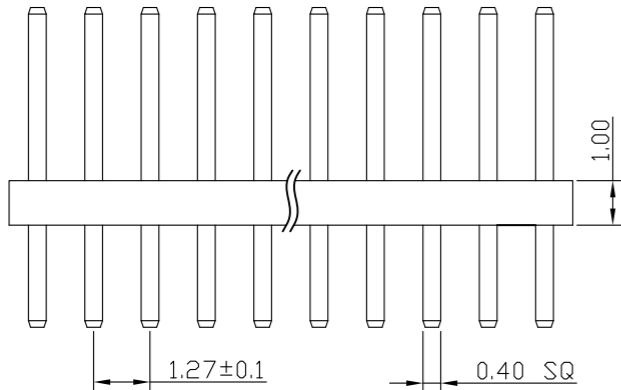
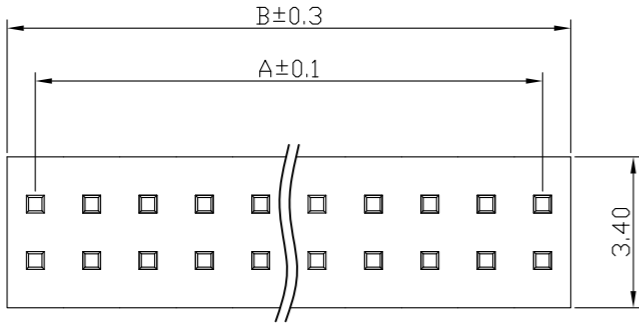


# Engineer Drawing

## SPECIFICATIONS

Current Rating: 1.0 Amps  
 Withstanding Voltage: AC 500V  
 Insulation Resistance: 1000M $\Omega$  Min  
 Contact Resistance: 20m $\Omega$  Max  
 Operation Temperature: -40° to +105°  
 Insulator Material: Polyester (UL94V-0)  
 Contact Material: Brass  
 Standard: PA6T  
 Contact Plating: Gold Flash  
 Max. Processing Temp: 240° C for 30-60 seconds  
 (260° C for 5 seconds)

**IPCP 127 M XX X X XX X**  
 ① ② ③ ④ ⑤ ⑥ ⑦ ⑧  
 ① Series Type      ⑤ Material Code  
 ② Pitch            ⑥ Appearance Code  
 ③ Connector Code   ⑦ Serial Code  
 ④ Pin Code        ⑧ Other Code



**RECOMMEND P. C. B LAYOUT**  
 PCB TOLERANCE:  $\pm 0.05$  (TOP VIEW)

No. of	DIM. A	DIM. B	No. of	DIM. A	DIM. B	No. of	DIM. A	DIM. B	No. of	DIM. A	DIM. B	No. of	DIM. A	DIM. B
1	—	—	11	12.70	13.97	21	25.40	26.67	31	38.10	39.37	41	50.80	52.07
2	1.27	2.54	12	13.97	15.24	22	26.67	27.94	32	39.37	40.64	42	52.07	53.34
3	2.54	3.81	13	15.24	16.51	23	27.94	29.21	33	40.64	41.91	43	53.34	54.61
4	3.81	5.08	14	16.51	17.78	24	29.21	30.48	34	41.91	43.18	44	54.61	55.88
5	5.08	6.35	15	17.78	19.05	25	30.48	31.75	35	43.18	44.45	45	55.88	57.15
6	6.35	7.62	16	19.05	20.32	26	31.75	33.02	36	44.45	45.72	46	57.15	58.42
7	7.62	8.89	17	20.32	21.59	27	33.02	34.29	37	45.72	46.99	47	58.42	59.69
8	8.89	10.16	18	21.59	22.86	28	34.29	35.56	38	46.99	48.26	48	59.69	60.96
9	10.16	11.43	19	22.86	24.13	29	35.56	36.83	39	48.26	49.53	49	60.96	62.23
10	11.43	12.70	20	24.13	25.40	30	36.83	38.10	40	49.53	50.80	50	62.23	63.50

<b>TOLERANCES:</b> X. = $\pm 0.30$ X.X = $\pm 0.25$ X.XX = $\pm 0.20$ <b>GENERAL ANGLE</b> X° = $\pm 5^\circ$ X.X° = $\pm 1^\circ$ X.XX° = $\pm 0.5^\circ$	<b><i>n</i>CP</b>	<b>www.i-ncp.com</b>
	<b>PART NO:</b> IPCP127M xx 28V	<b>NAME:</b> 1.27PH H1.0 2xnPin 180度 W3.4 PC2.3 PA3.9 PB1.0 L7.2 6T
	<b>DRAWING NO</b> IPCP127M28V	<b>UNITS:</b> mm <b>SCALE:</b> 1:1 <b>REV:</b> 01
	SHEET 1 OF 1	