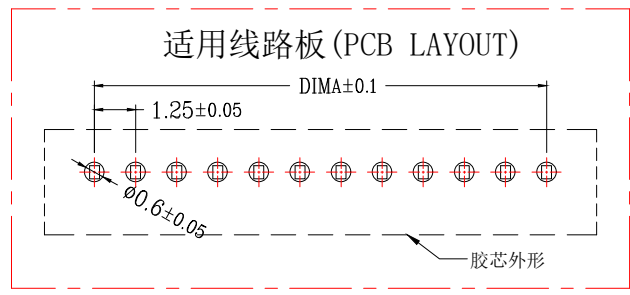
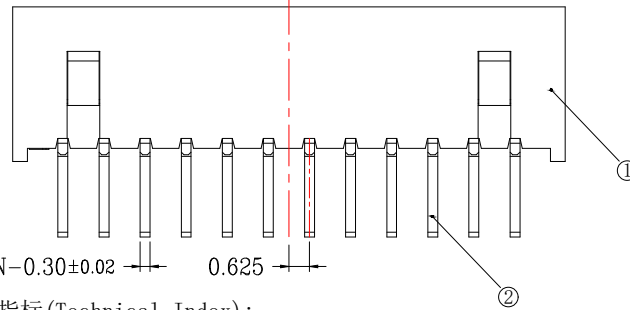
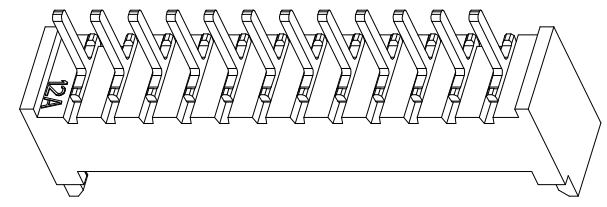
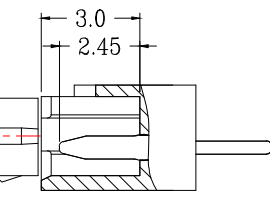
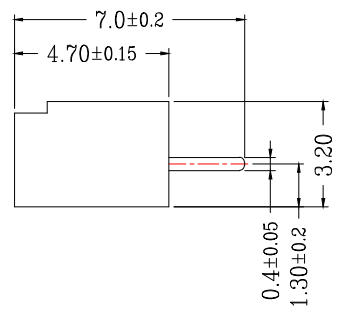
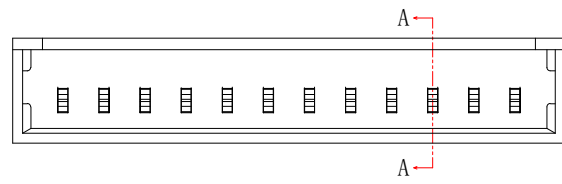
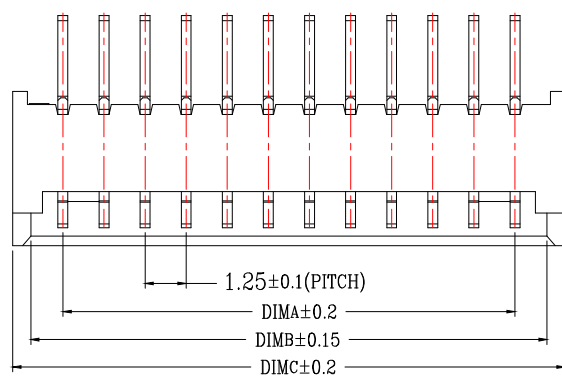


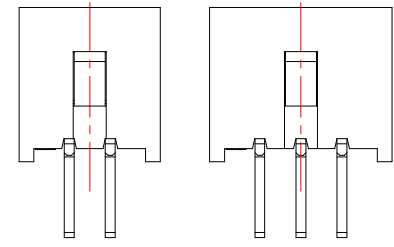
版次	变更摘要	日期	序号	品名	材质
0			①	A型立式DIP型WTB胶芯 1.25 Pitch S/T Wire To Board Housing DIP(H=4.7)	PA66 UL94V-0 本色(常规用料) Natural/PA66 Conventional material LCP UL94V-0 本色Natural
			②	A型立式DIP型WTB端子 1.25 Pitch S/T Wire To Board Terminal DIP(H=4.7)	铜合金/表面镀锡 Copper Alloy/ Tin Plating



CKT	DIM A	DIM B	DIM C
2	1.25	3.20	4.30
3	2.50	4.45	5.55
4	3.75	5.70	6.80
5	5.00	6.95	8.05
6	6.25	8.20	9.30
7	7.50	9.45	10.55
8	8.75	10.70	11.80
9	10.00	11.95	13.05
10	11.25	13.20	14.30
11	12.50	14.45	15.55
12	13.75	15.70	16.80
13	15.00	16.95	18.05
14	16.25	18.20	19.30
15	17.50	19.45	20.55
16	18.75	20.70	21.80
17	20.00	21.95	23.05
18	21.25	23.20	24.30
19	22.50	24.45	25.55
20	23.75	25.70	26.80

技术指标 (Technical Index):

- 塑件表面应光洁、无毛边、无明显收缩、缺陷、裂纹等现象. (The surface of the plastic parts should be smooth, no rough edges, no obvious shrinkage, defects, cracks and other phenomena)
- 锁扣窗口: 2~3PIN为1个, ≥4PIN为2个. (Lock Configuration: 2 to 3Pin is 1, ≥4Pin is 2)
- 温度范围 (Temperature range): -25° C~+85° C.
- 额定电压 (Rated voltage): 125V, AC/DC (=等效).
- 接触电阻 (Contact resistance): ≤0.02Ω.
- 绝缘电阻 (Insulation resistance): ≥100MΩ
- 产品料号 (Product material No.):



2 PIN      3 PIN  
LOCK CONFIGURATION (锁扣位置)



一般公差 (TOLERANCE)
X: ±.50    XX ±1.0
.X ±.20    .XXX ±.05
ANGLES    ±1°

兆星精密电子 (深圳) 有限公司

品名 (TITLE)	单排MX1.25 n*Pin 直针 红色/黄色	制图 (DR)	
料号 (DWG.NO)	ZX-MX1.25-nPZZ-R	(CHKD)	
比例 (SCALE)	1:1	审核 (APPD)	
单位 (UNITS)	mm	张数 (SHEET)	1 OF 1
		SIZE	A4
		REV	A