

Features

- Transient protection for high-speed data lines
IEC 61000-4-2 (ESD) ±30kV (Air)
 ±30kV (Contact)
IEC 61000-4-4 (EFT) 40A (5/50 ns)
Cable Discharge Event (CDE)
- Package optimized for high-speed lines
- Ultra-small package (1.0mm×0.6mm×0.55mm)
- Protects one data, control or power line
- Low capacitance: 16pF (Typical)
- Low leakage current: 0.01μA @ V_{RWM}(Typical)
- Low clamping voltage
- Each I/O pin can withstand over 1000 ESD strikes for ±8kV contact discharge
- ROHS compliant

Description

TT0501NBX is a low-capacitance Transient Voltage Suppressor (TVS) designed to provide electrostatic discharge (ESD) protection for high-speed data interfaces. With typical capacitance of 16pF only, TT0501NBX is designed to protect parasitic-sensitive systems against over-voltage and over-current transient events. It complies with IEC 61000-4-2 (ESD), Level 4 (±15kV air, ±8kV contact discharge), IEC 61000-4-4 (electrical fast transient - EFT) (40A, 5/50 ns), very fast charged device model (CDM) ESD and cable discharge event (CDE), etc.

TT0501NBX uses ultra-small DFN1006 package. Each TT0501NBX device can protect one data line. It offers system designers flexibility to protect single data line where space is a premium concern.

Applications

- Portable Electronics
- Desktops, Servers and Notebooks
- Cellular Phones
- MP3 Ports
- Digital Camera Ports

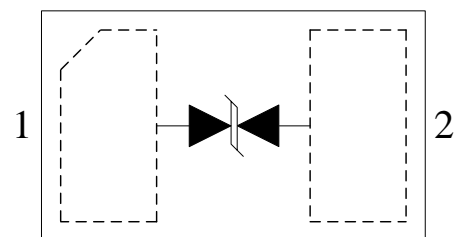
Mechanical Characteristics

- DFN1006 package
- Flammability Rating: UL 94V-0
- Marking: Part number
- Packaging: Tape and Reel

Circuit Diagram



Pin Configuration



DFN1006-2L
(Top View)

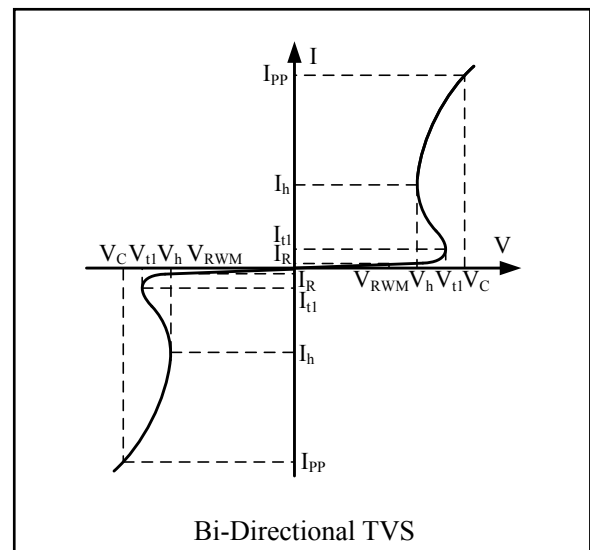


Absolute Maximum Rating

Symbol	Parameter	Value	Units
I_{PP}	Peak Pulse Current($t_p=8/20\mu s$)	10	A
V_{ESD}	ESD per IEC 61000-4-2(Air) ESD per IEC 61000-4-2 (Contact)	± 30 ± 30	kV
T_{OPT}	Operating Temperature	-55/+125	°C
T_{STG}	Storage Temperature	-55/+150	°C

Electrical Characteristics (T = 25°C)

Symbol	Parameter
V_{RWM}	Nominal Reverse Working Voltage
I_R	Reverse Leakage Current @ V_{RWM}
V_{t1}	Trigger Voltage
I_{t1}	Trigger Current @ V_{t1}
V_h	Holding Voltage
I_h	Holding Current @ V_h
V_C	Clamping Voltage @ I_{PP}
V_{CR}	Reverse Clamping Voltage @ I_{PP}
I_{PP}	Maximum Peak Pulse Current
C_{ESD}	Parasitic Capacitance

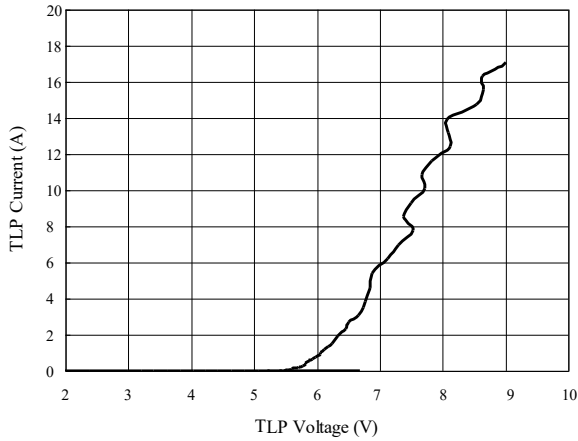


Bi-Directional TVS

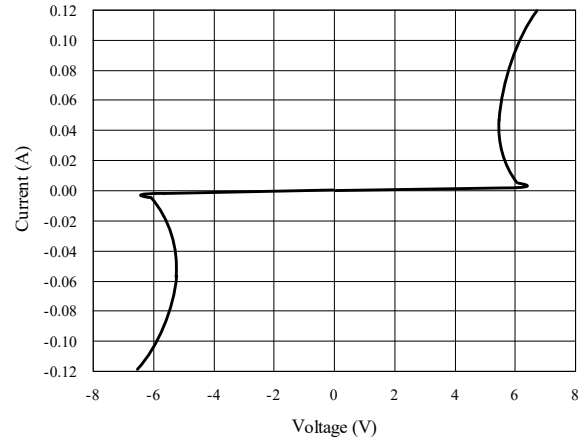
Symbol	Test Condition	Minimum	Typical	Maximum	Units
V_{RWM}				5.0	V
I_R	$V_{RWM} = 5.0V, T = 25^\circ C$		0.01	0.1	μA
V_{t1}	$I_{t1} = 10nA$	5.8		7.5	V
V_h	$I_h = 50mA$	5.5		6.0	V
V_C	$I_{PP} = 1A, t_p = 8/20\mu s$			7.0	V
V_C	$I_{PP} = 4A, t_p = 8/20\mu s$			8.5	V
V_{CR}	$I_{PP} = 8A, t_p = 8/20\mu s$			10.0	V
C_{ESD}	$V_R = 0V, f = 1MHz$		16	20	pF



TLP Measurement of I/O_1 to I/O_2

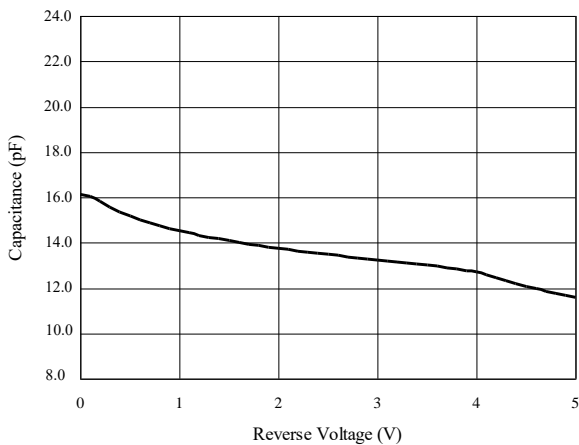


Voltage Sweeping of I/O_1 to I/O_2

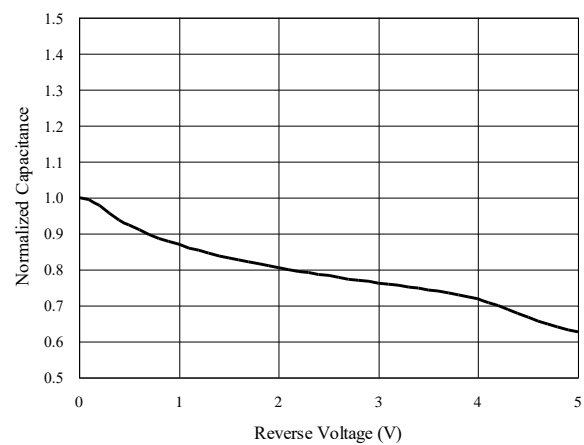


Capacitance vs. Voltage of I/O_1 to I/O_2 (f = 1MHz)

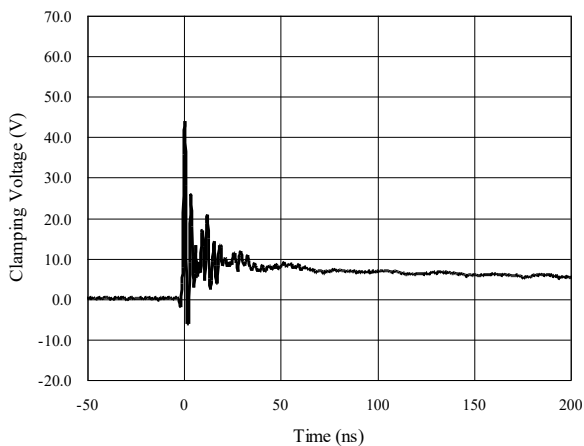
Capacitance vs. Reverse Voltage



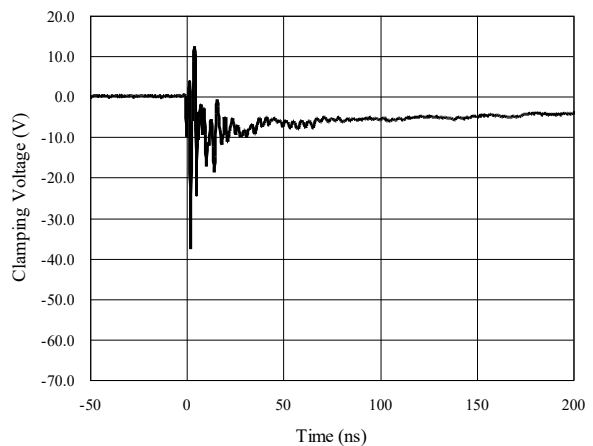
Normalized Capacitance vs. Reverse Voltage



**ESD Clamping of I/O_1 to I/O_2
(+8kV Contact per IEC 61000-4-2)**



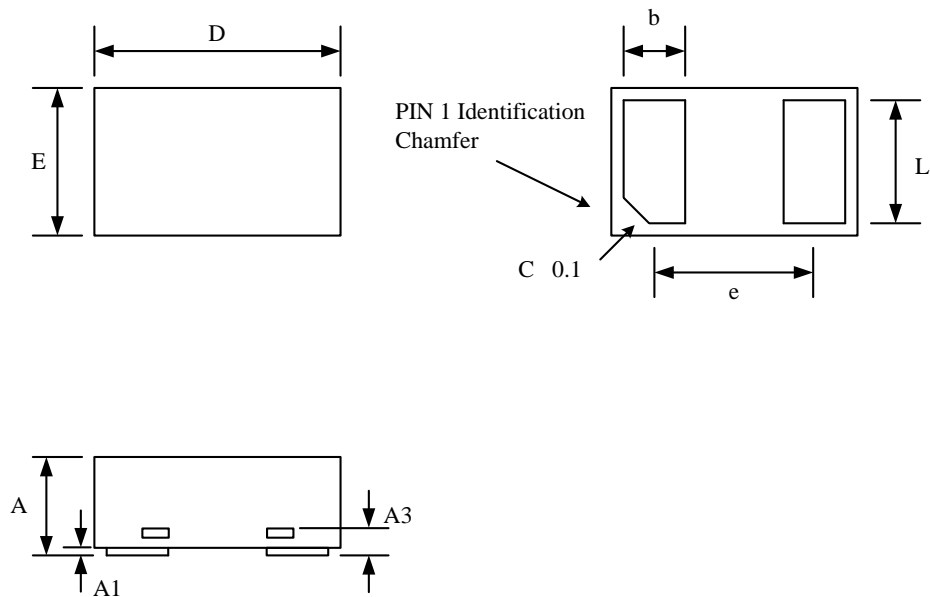
**ESD Clamping of I/O_1 to I/O_2
(-8kV Contact per IEC 61000-4-2)**





Package Outline

- DFN1006-2L package
- 2 leads, very small package
- MSL-1

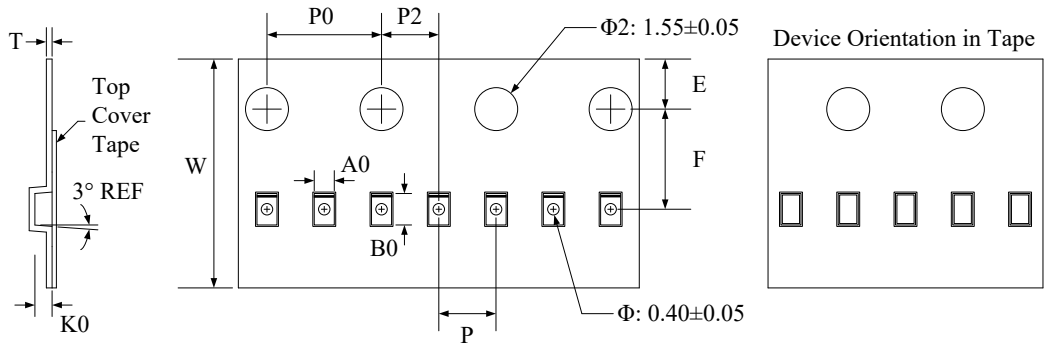


Package Dimensions (Controlling dimensions are in millimeters)

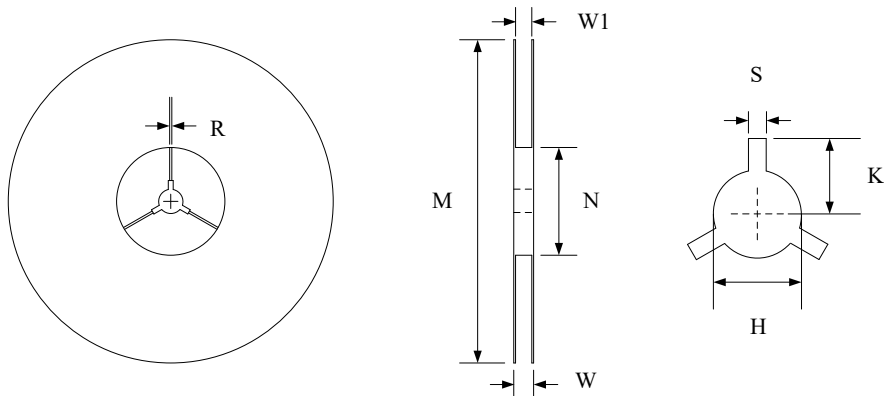
Symbol	Dimensions In Millimeters		Dimensions In Inches	
	Minimum	Maximum	Minimum	Maximum
A	0.400	0.550	0.016	0.022
A1	0.000	0.050	0.000	0.002
A3	0.125 REF		0.005 REF	
D	0.950	1.050	0.037	0.041
E	0.550	0.650	0.022	0.026
b	0.200	0.300	0.008	0.012
e	0.650 BSC		0.026 BSC	
L	0.450	0.550	0.018	0.022



Tape and Reel Specification




Symbol	W	A0	B0	K0	E	F	P	P0	P2	T
Dimensions (mm)	8.00±0.1	0.7±0.05	1.15±0.05	0.55±0.05	1.75±0.1	3.5±0.05	2.0±0.1	4.0±0.1	2.0±0.05	0.2±0.05



Symbol	Reel Size	M	N	W	W1	H	S	K	R
Dimensions (mm)	Φ178	178.0±1.0	60.0±1.0	11.5±0.5	9.0±0.5	13.0±0.5	2.0±0.1	11.0±0.2	1.0±0.05

Marking Codes



Or



Pin1 Identification

Note:

(1) “NB” is part number, fixed

Note:

(1) “F” is part number, fixed

(2) “X” is internal code

Ordering Information

Part Number	Qty per Reel	Reel Size
TT0501NBX	10,000	7 inch