

Features

- ❑ Transient protection for high-speed data lines
 - IEC 61000-4-2 (ESD) ±27kV (Air)
 - ±17kV (Contact)
 - IEC 61000-4-4 (EFT) 40A (5/50 ns)
 - Cable Discharge Event (CDE)
- ❑ Small package (2.9mm × 2.5mm × 1.0mm)
- ❑ Protects two data lines
- ❑ Low capacitance: 0.6pF Typical (I/O- GND)
- ❑ Low leakage current: 0.1µA @ V_{RWM} (Typical)
- ❑ Low clamping voltage
- ❑ Each I/O pin can withstand over 1000 ESD strikes for ±8kV contact discharge
- ❑ Green Part

Description

TT0512TMX is a low capacitance Transient Voltage Suppressor (TVS) designed to provide electrostatic discharge (ESD) protection for high-speed data interfaces. With typical capacitance of 0.6pF only, TT0512TMX is designed to protect parasitic-sensitive systems against over-voltage and over-current transient events. It complies with IEC 61000-4-2 (ESD), Level 4 (±15kV air, ±8kV contact discharge), IEC 61000-4-4 (electrical fast transient - EFT) (40A, 5/50 ns), very fast charged device model (CDM) ESD and cable discharge event (CDE), etc.

TT0512TMX uses SOT-143 package. Each TT0512TMX device can protect two high-speed data lines. The combined features of low capacitance, small size and high ESD robustness make TT0512TMX ideal for high-speed data ports and high-frequency lines .

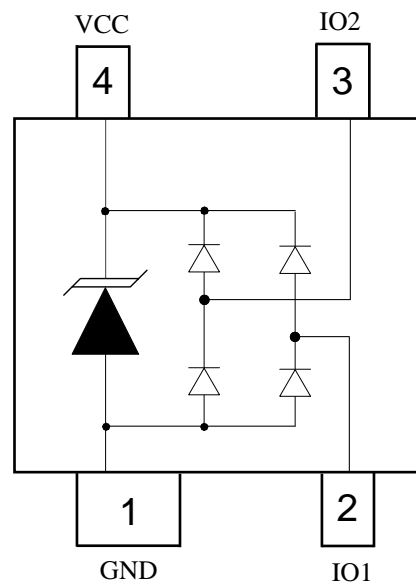
Applications

- ❑ Video Graphics Cards
- ❑ Desktops, Servers and Notebooks
- ❑ IEEE 1394 Ports
- ❑ USB 2.0/3.0 Power and Data Line Protection
- ❑ Display Ports
- ❑ SIM Ports

Mechanical Characteristics

- ❑ SOT-143 package
- ❑ Flammability Rating: UL 94V-0
- ❑ Marking: Part number
- ❑ Packaging: Tape and Reel

Pin Configuration



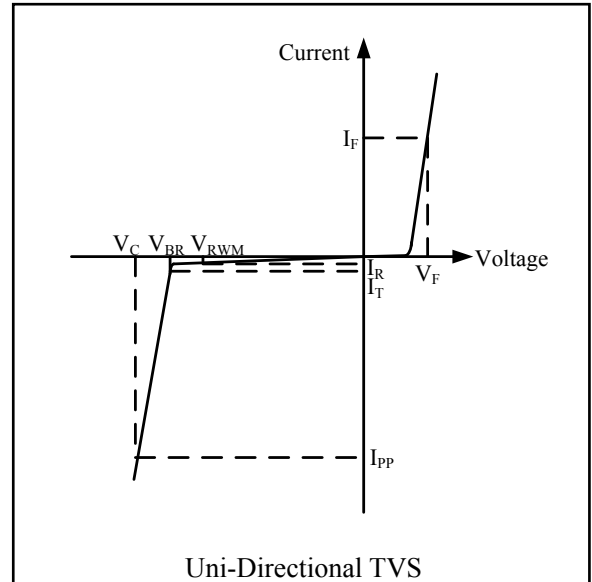
SOT-143
(Top View)

Absolute Maximum Rating

Symbol	Parameter	Value	Units
P_{PP}	Peak Pulse Power (8/20 μ s)	48	W
I_{PP}	Peak Pulse Current($t_p=8/20\mu s$)	4	A
V_{ESD}	ESD per IEC 61000-4-2(Air) ESD per IEC 61000-4-2 (Contact)	± 27 ± 17	kV
T_{OPT}	Operating Temperature	-55/+125	$^{\circ}C$
T_{STG}	Storage Temperature	-55/+150	$^{\circ}C$

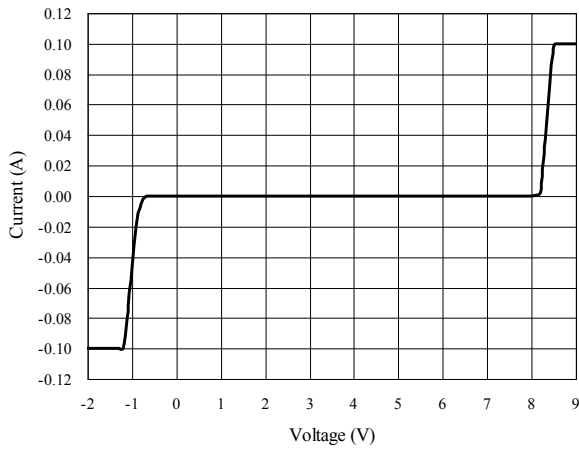
Electrical Characteristics (T = 25 $^{\circ}C$)

Symbol	Parameter
V_{RWM}	Nominal Reverse Working Voltage
I_R	Reverse Leakage Current @ V_{RWM}
V_{BR}	Reverse Breakdown Voltage @ I_T
I_T	Test Current for Reverse Breakdown
V_C	Clamping Voltage @ I_{PP}
I_{PP}	Maximum Peak Pulse Current
C_{ESD}	Parasitic Capacitance
V_R	Reverse Voltage
f	Small Signal Frequency
I_F	Forward Current
V_F	Forward Voltage @ I_F

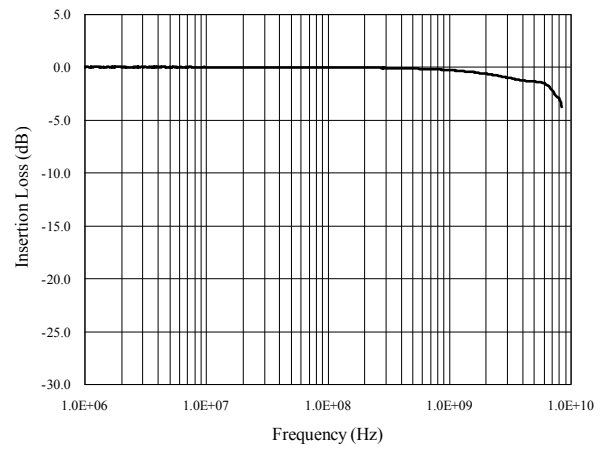


Symbol	Test Condition	Minimum	Typical	Maximum	Units
V_{RWM}				5.0	V
I_R	$V_{RWM} = 5V, T = 25^{\circ}C$ Between I/O and GND		0.1	1.0	μA
V_{BR}	$I_T = 1mA$ Between I/O and GND	6.0	8.0	10.0	V
V_C	$I_{PP} = 1A, t_p = 8/20\mu s$ Between I/O and GND			11	V
V_C	$I_{PP} = 4A, t_p = 8/20\mu s$ Between I/O and GND			12	V
C_{ESD}	$V_R = 0V, f = 1MHz$ Between I/O and GND		0.6	0.8	pF
C_{ESD}	$V_R = 0V, f = 1MHz$ Between I/O and I/O		0.3	0.4	pF

Voltage Sweeping of I/O to GND

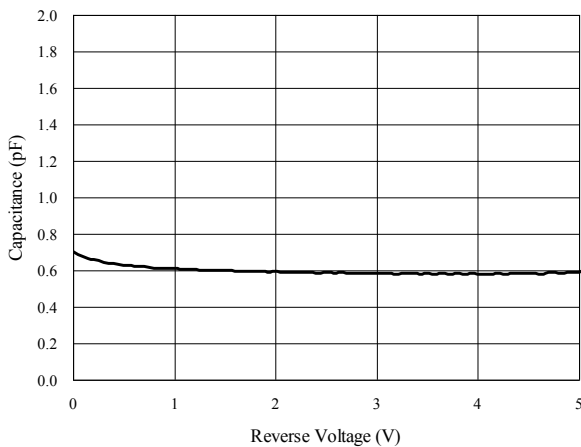


Insertion Loss S21 of I/O to GND

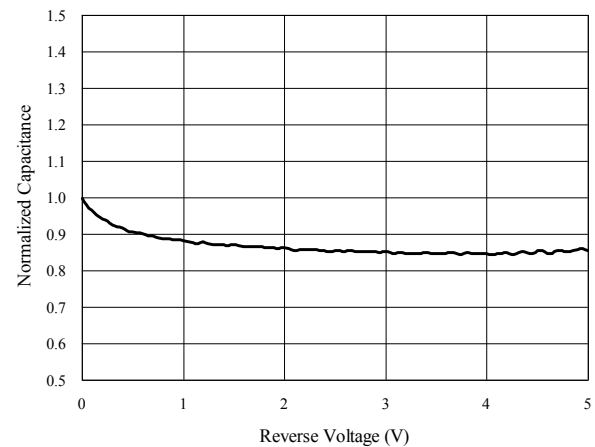


Capacitance vs. Voltage of I/O to GND (f = 1MHz)

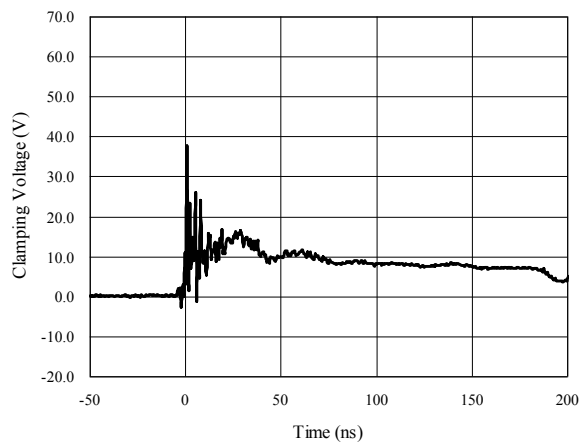
Capacitance vs. Reverse Voltage



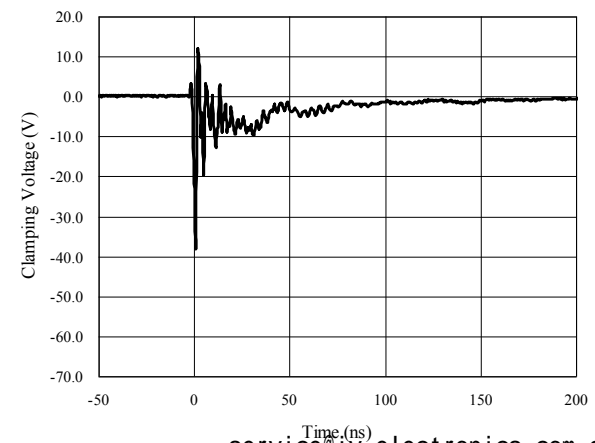
Normalized Capacitance vs. Reverse Voltage



ESD Clamping of I/O to GND (+8kV Contact per IEC 61000-4-2)

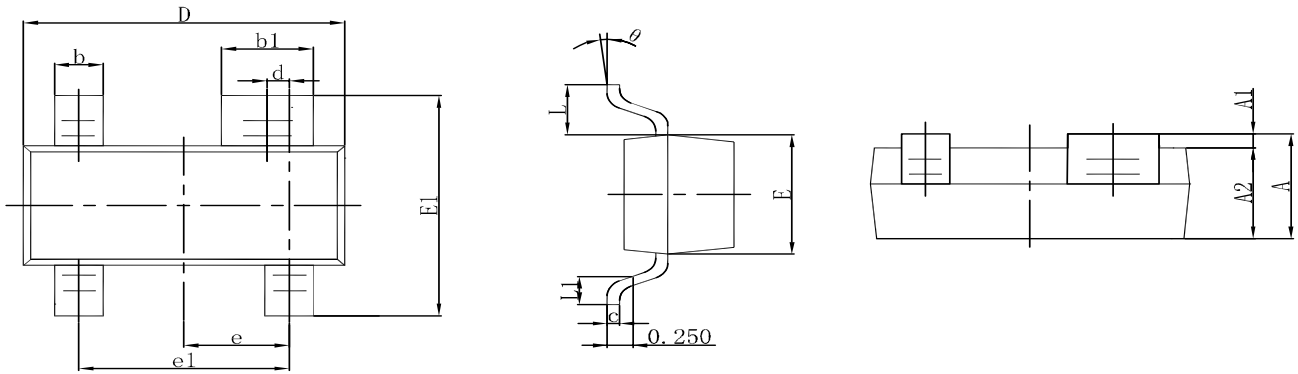


ESD Clamping of I/O to GND (-8kV Contact per IEC 61000-4-2)



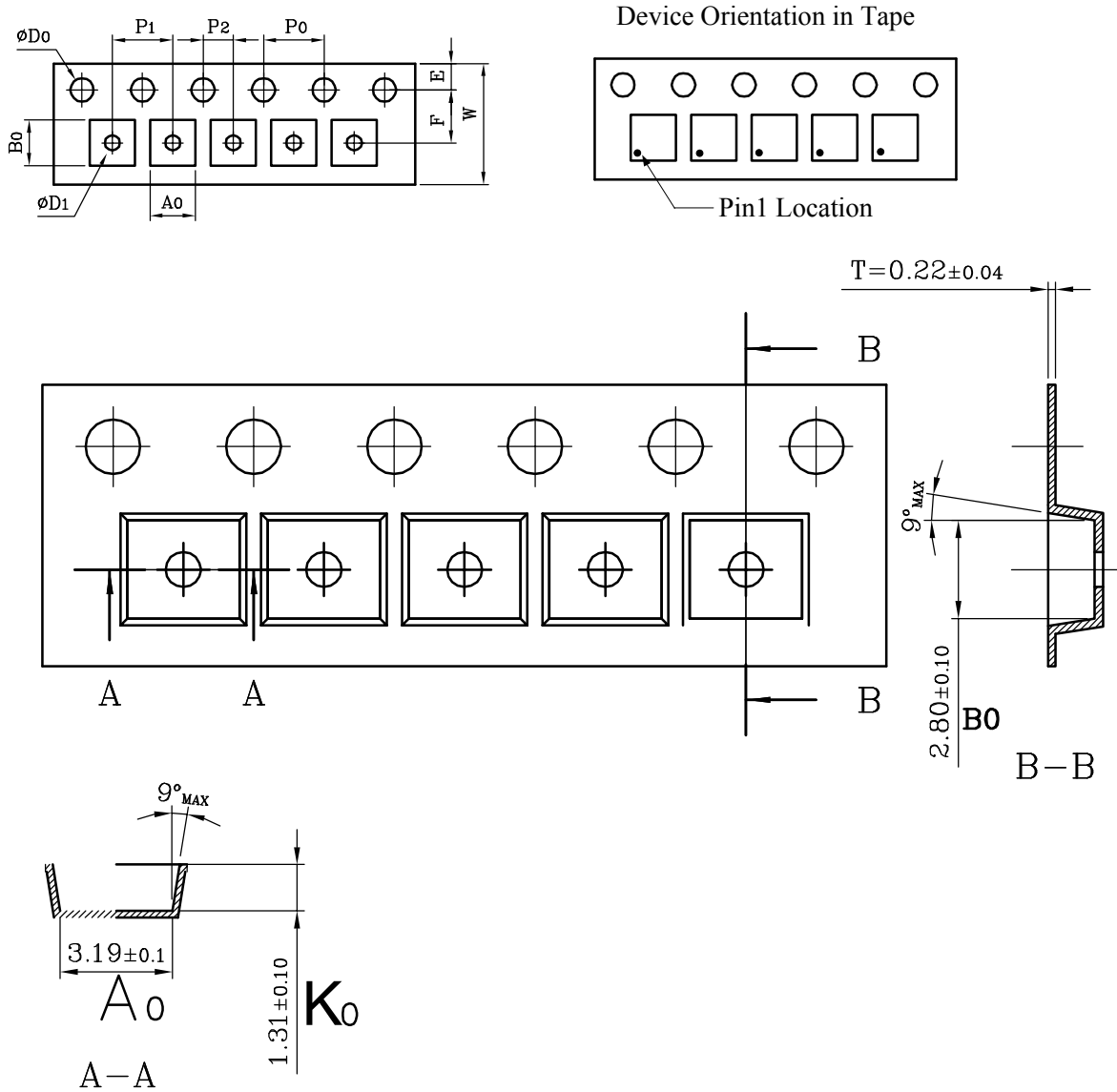
Package Outline

- SOT-143 package



Symbol	Dimensions in millimeter		Dimensions in Inches	
	Min.	Max.	Min.	Max.
A	0.900	1.150	0.035	0.045
A1	0.000	0.100	0.000	0.004
A2	0.900	1.050	0.035	0.041
b	0.300	0.500	0.012	0.020
b1	0.750	0.900	0.030	0.035
c	0.080	0.150	0.003	0.006
D	2.800	3.000	0.110	0.118
d	0.200 TYP.		0.008 TYP.	
E	1.200	1.400	0.047	0.055
E1	2.250	2.550	0.089	0.100
e	0.950 TYP.		0.037 TYP.	
e1	1.800	2.000	0.071	0.079
L	0.550 REF.		0.022 REF.	
L1	0.300	0.500	0.012	0.020
θ	0°	8°	0°	8°

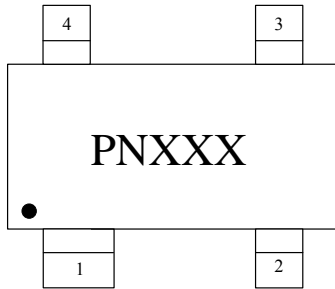
Tape and Reel Specification



(UNIT:mm)

Symbol	W	P1	E	F	D0	D1	P0	P2	10P0
Dimensions	$8.00^{+0.30}_{-0.10}$	4.0 ± 0.1	1.75 ± 0.1	3.5 ± 0.10	$1.5^{+0.10}_{-0}$	$1.0^{+0.10}_{-0.05}$	4.0 ± 0.1	2 ± 0.05	40 ± 0.2
Symbol	A0	A1	B0	B1	K0	K1	T		
Dimensions	3.19 ± 0.10		2.80 ± 0.10		1.31 ± 0.10		0.22 ± 0.04		

Marking Codes



Ordering Information

Part Number	Working Voltage	Quantity Per Reel	Reel Size
TT0512TMX	5V	3,000	7 Inch

Note:

- (1) PN is “2M”, and is part number, fixed
- (2) “XXX” is the internal code