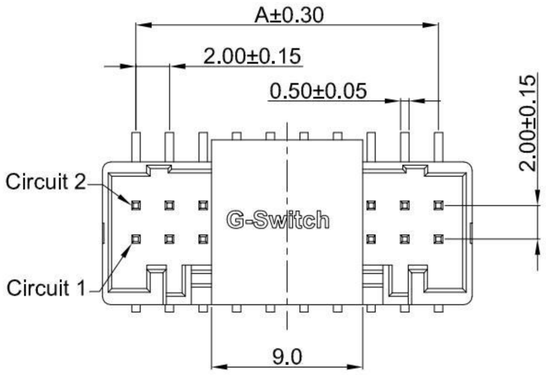

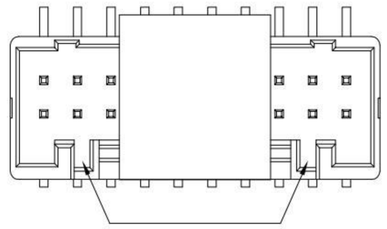

8P~14P Without Guideway
16P~40P With Guideway

G-Switch Specification:

1.Current rated: 3.0A AC/DC
2.Voltage rating: 250V AC/DC
3.Withstanding voltage: 800V AC
4.Contact resistance: 10mΩ max.
5.Insulation resistance: 1000MΩ min
6.Durability cycle: 30Cycles
7.Removal force: 1.00kgf/Pin min
8.Operating temperature range: -25°C ~ +85°C



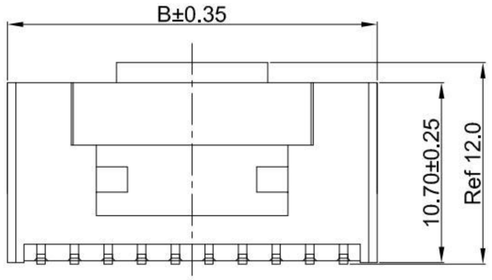

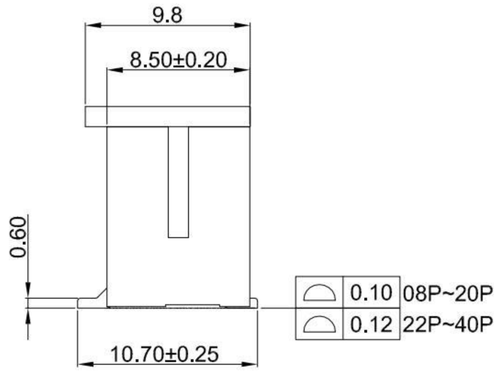

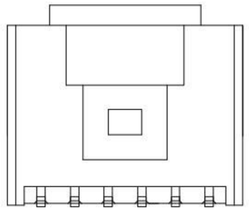

12P~18P

GT-A2012 W V S -2 XX X XX 01

G-Switch

Series No

Connector
W-Wafer

Angle
V-180°

Termipoint
S-SMT

Terminal Plating
BT-Bright Tin
11-All G/F

Housing Colour
S-Nature

Pin Q' PY
08~40

Row NO
2-Dual Rows

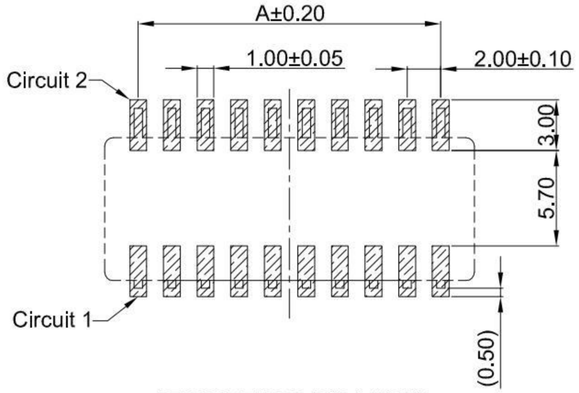

RECOMMENDED PCB LAYOUT
TOLERANCE:±0.05

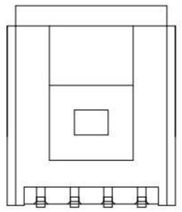

8P~10P

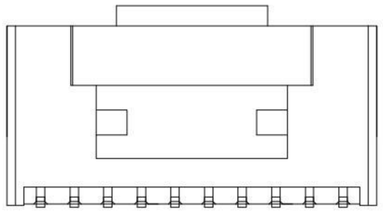

20P~40P

Ordering Information:

Circuit	Dimensions(mm)		Circuit	Dimensions(mm)	
	A	B		A	B
08	6.00	10.00	26	24.00	28.00
10	8.00	12.00	28	26.00	30.00
12	10.00	14.00	30	28.00	32.00
14	12.00	16.00	32	30.00	34.00
16	14.00	18.00	34	32.00	36.00
18	16.00	20.00	36	34.00	38.00
20	18.00	22.00	38	36.00	40.00
22	20.00	24.00	40	38.00	42.00
24	22.00	26.00	---	---	---

NO.	PART NAME	MATERIAL	REMARK
3	CONTACT	BRASS	BRIGHT Tin/ALL G/F
2	CAP	LCP,94V-0	BLACK
1	HOUSING	LCP,94V-0	NATURE

Pb Process Capable | RoHS Compliant EU RoHS Standards | Compliant Halogen Free

SCALE: 1:1 | UNIT: mm
SIZE: A4

Unless otherwise General Tolerance:

X	±0.40
X.x	±0.30
X.xx	±0.20
X°	±5°
X.x°	±3°

Title: Wafer 2.00mm Pitch 180° PUD SMT Type Dual Rows Connector

Molde Code: GT-A2012WVS-2XXXXX01

DRAWN	CHECKED	APPROVED	DATE
Hu	Hu	Chen	2021.10.20

品赞科技 b-Switch ®
www.dg-switch.com

REV: A0 | SHEET: 1/2

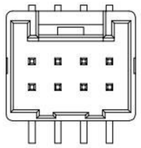

8Pin

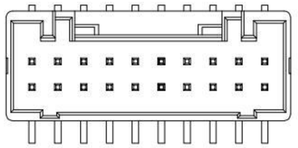

20Pin

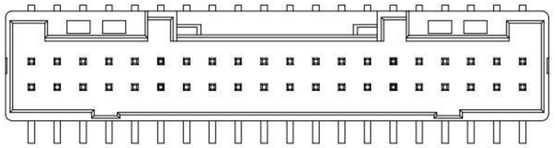

40Pin

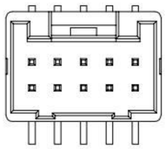

10Pin

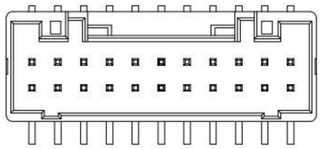

22Pin

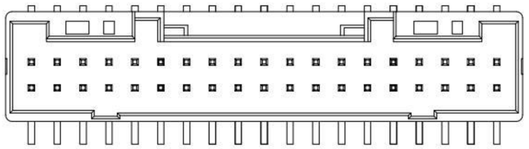

38Pin

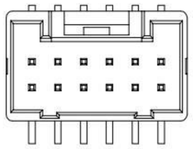

12Pin

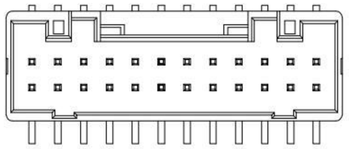

24Pin

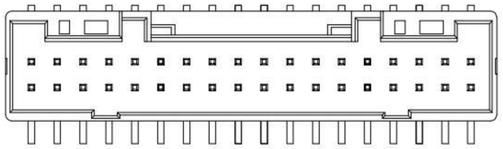

36Pin

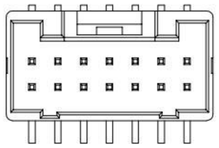

14Pin

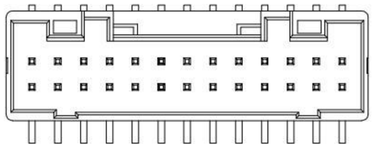

26Pin

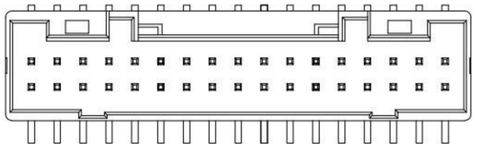

34Pin

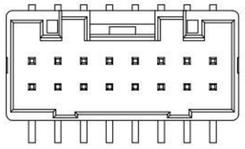

16Pin

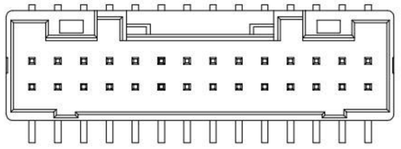

28Pin

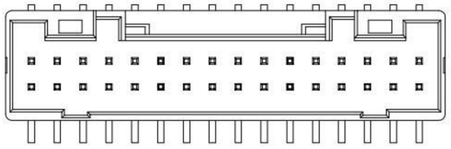

32Pin

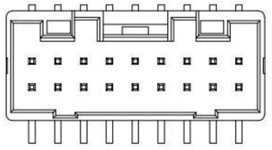

18Pin

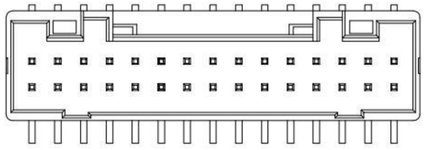

30Pin



GT-A2012 W V D -2 XX X XX 01

G-Switch

Series No

Connector
W-Wafer

Angle
V-180°

Termipoint
D-DIP

Terminal Plating
BT-Bright Tin
11-All G/F

Housing Colour
W-White

Pin Q' PY
08~40

Row NO
2-Dual Rows

NO.	PART NAME	MATERIAL	REMARK
2	PIN MATERIAL	BRASS	BRIGHT Tin/ALL G/F
1	HOUSING	PA66,94V-0	WHITE

Pb Process Capable | RoHS Compliant EU RoHS Standards | Compliant Halogen Free

SCALE: 1:1 UNIT: mm
SIZE: A4

Unless otherwise General Tolerance:

X	±0.40
X.x	±0.30
X.xx	±0.20
X°	±5°
X.x°	±3°

Title: Wafer 2.00mm Pitch 180° PUD DIP Type Dual Rows Connector

Molde Code: GT-A2012WVD-2XXXXX01

DRAWN	CHECKED	APPROVED	DATE
Hu	Hu	Chen	2021.10.20

品赞科技 b-Switch ®
www.dg-switch.com

REV: A0 SHEET: 2/2