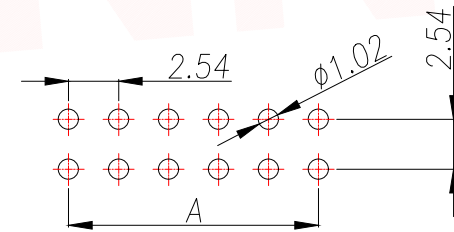
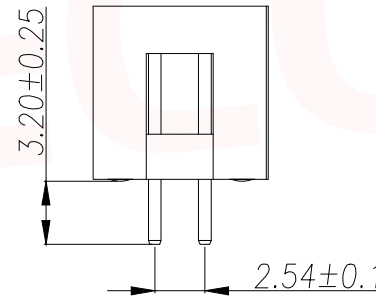
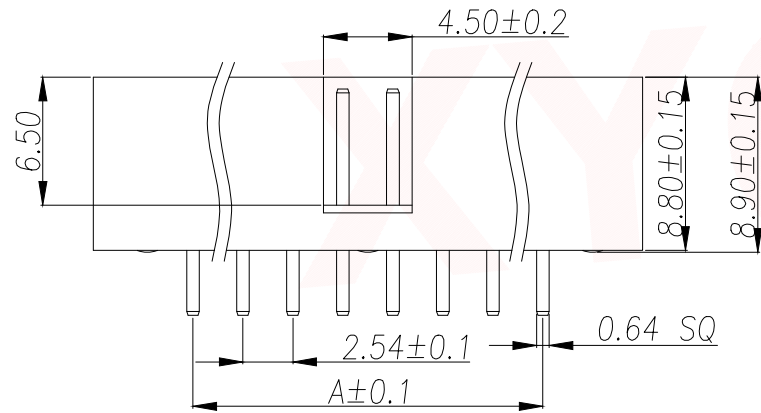
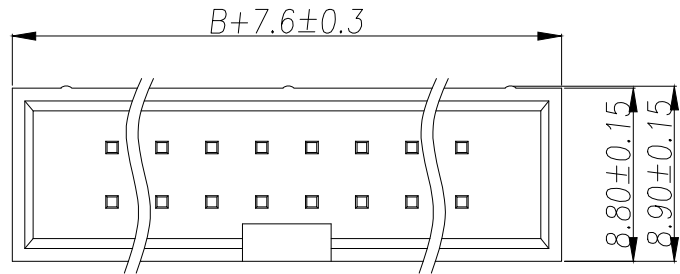


REV.	Q'TY	ECN. NO.	APR.	DATE

SPECIFICATIONS

Current Rating: 3Amps
 Insulation Resistance: 1000MΩ Min
 Contact Resistance: 20mΩ Max
 Withstanding Voltage: AC 1000V
 Operation Temperature: -40°to+105°
 Contact Material: Brass
 Insulator Material: Polyester(UL 94V-0)
 Contact plating: Gold Flash
 Standard: PA6T
 Max.Processing Temp: 240°C for30-60seconds
 (260°C for10seconds)



RECOMMEND P.C.B LAYOUT
 PCB TOLERANCE:±0.05 (TOP VIEW)

Part No	Pin	A	B	Part No	Pin	A	B	Part No	Pin	A	B
IDC2.54-UD2S-3A	3	5.08	7.62	IDC2.54-UD2S-10A	10	22.86	25.40	IDC2.54-UD2S-18A	18	43.18	45.72
IDC2.54-UD2S-4A	4	7.62	10.16	IDC2.54-UD2S-12A	12	27.94	30.48	IDC2.54-UD2S-20A	20	48.26	50.80
IDC2.54-UD2S-5A	5	10.16	12.70	IDC2.54-UD2S-13A	13	30.48	33.02	IDC2.54-UD2S-22A	22	53.34	55.88
IDC2.54-UD2S-6A	6	12.70	15.24	IDC2.54-UD2S-14A	14	33.02	35.56	IDC2.54-UD2S-25A	25	60.96	63.50
IDC2.54-UD2S-7A	7	15.24	17.78	IDC2.54-UD2S-15A	15	35.56	38.10	IDC2.54-UD2S-30A	30	73.66	76.20
IDC2.54-UD2S-8A	8	17.78	20.32	IDC2.54-UD2S-16A	16	38.10	40.64	IDC2.54-UD2S-32A	32	78.74	81.28
IDC2.54-UD2S-9A	9	20.32	22.86	IDC2.54-UD2S-17A	17	40.64	43.18				

DIMENSION IN mm		厦门市辛译精密电子有限公司 Xiamen XinYi Xyeconn Electronics Co.,Ltd			
TOLERANCE UNLESS OTHERWISE SPECIFIED		APR.	Alex	TITLE: 2.54IDC-NP in H8.9 180° PC3.2 L11.5 6T	
.X±0.35	.X*± 5°	CHK.	Jack	DWG NO. IDC2.54-UP1S-NA	
.XX±0.25	.X*± 3°	DRA.	Can	CUSTOMER DRAWING	
.XXX±0.15	.XX*± 1°	SIZE	A4	SCALE	1:1
		SHEET	1/1	REV.	A