


Features

- Average forward current: $I_{F(AV)} \leq 1.0A$
- Reverse voltage: $V_R \leq 40V$
- Low forward voltage: $V_F \leq 0.6V @ 1A$
- Low reverse current: $I_R \leq 30\mu A @ 40V$
- Leadless ultra small SMD plastic package
- We declare that the material of product compliance with RoHS requirements and Halogen Free

Applications

- Low voltage rectification
- High efficiency DC-to-DC conversion
- Switch mode power supply
- Low power consumption applications
- Ultra high-speed switching
- LED backlight for mobile application

SOD882 (DFN1006-2)



Marking:4A

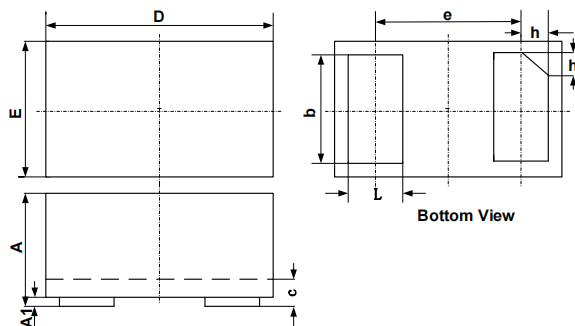
Absolute Maximum Ratings ($T_{amb}=25^{\circ}C$ unless otherwise specified)

Parameter	Symbol	Limits	Unit
Reverse voltage(DC)	V_R	40	V
Average rectified forward current	I_o	1	A
Peak forward surge current	I_{FSM}	400	mA
Junction temperature	T_j	125	$^{\circ}C$
Storage Temperature Range	T_{STG}	-40~+125	$^{\circ}C$

Electrical Characteristics ($T_A=25^{\circ}C$ unless otherwise specified)

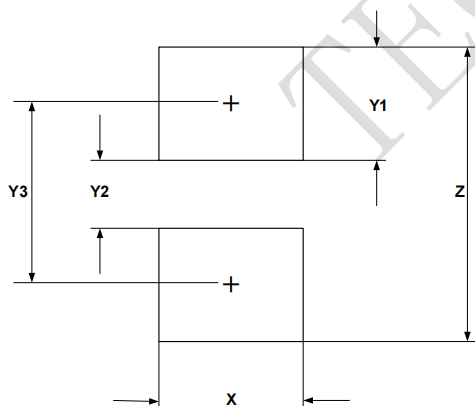
Parameter	Symbol	Min.	Max.	Unit	Conditions
Forward voltage	V_F	-	0.4	V	$I_F=100mA$
		-	0.6	V	$I_F=1A$
Reverse current	I_R	-	30	μA	$V_R=40V$

Outline Drawing - SOD882(DFN1006-2)



SYM	DIMENSIONS					
	MILLIMETERS			INCHES		
	MIN	NOM	MAX	MIN	NOM	MAX
A	0.45	0.50	0.55	0.018	0.020	0.022
A1	0.00	0.02	0.05	0.000	0.001	0.002
b	0.45	0.50	0.55	0.018	0.020	0.022
c	0.12	0.15	0.18	0.005	0.006	0.007
D	0.95	1.00	1.05	0.037	0.039	0.041
e	0.65 BSC			0.026 BSC		
E	0.55	0.60	0.65	0.022	0.024	0.026
L	0.20	0.25	0.30	0.008	0.010	0.012
h	0.07	0.12	0.17	0.003	0.005	0.007

Land Pattern - SOD882



SYM	DIMENSIONS	
	MILLIMETERS	INCHES
X	0.60	0.024
Y1	0.50	0.020
Y2	0.30	0.012
Y3	0.80	0.032
Z	1.30	0.052