

|      |      |          |      |      |
|------|------|----------|------|------|
| REV. | Q'TY | ECN. NO. | APR. | DATE |
|      |      |          |      |      |

A

B

C

D

E

F

A

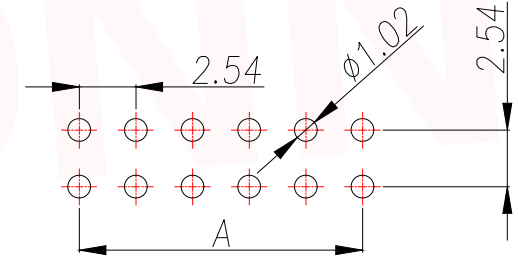
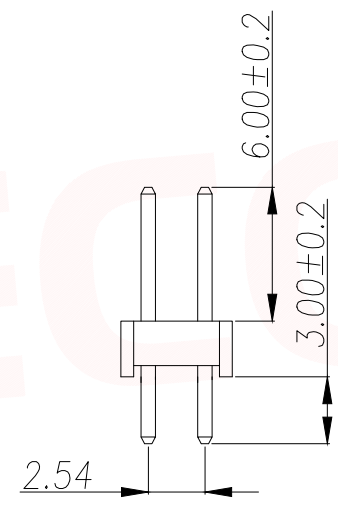
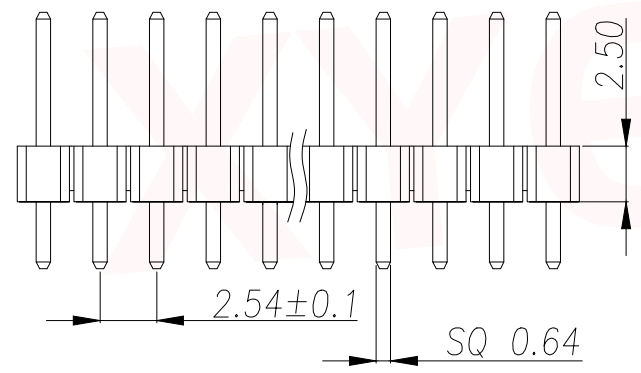
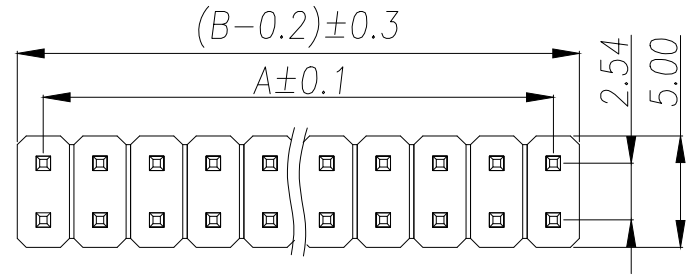
B

C

D

E

F



RECOMMEND P.C.B LAYOUT  
PCB TOLERANCE:±0.05 (TOP VIEW)

SPECIFICATIONS

Current Rating: 3Amps  
 Insulation Resistance:1000MΩ Min  
 Contact Resistance: 20MΩ Max  
 Withstanding Voltage: AC 1000V  
 Operation Temperature:-40°to+105°  
 Contact Material: Copper Alloy  
 Standard: PA6T  
 Insulator Material: Polyester(UL 94V-0)  
 Contact Plating: Gold Flash  
 Max.Processing Temp: 240°C for30-60seconds  
 (260°C for5seconds)

| Part No         | Pin | A     | B     | Part No         | Pin | A     | B     | Part No         | Pin | A     | B     | Part No         | Pin | A     | B      |
|-----------------|-----|-------|-------|-----------------|-----|-------|-------|-----------------|-----|-------|-------|-----------------|-----|-------|--------|
| PZ2.54-UP1S-1A  | 1   | 0.00  | 2.54  | PZ2.54-UP1S-11A | 11  | 25.40 | 27.94 | PZ2.54-UP1S-21A | 21  | 50.80 | 53.34 | PZ2.54-UP1S-31A | 31  | 76.20 | 78.74  |
| PZ2.54-UP1S-2A  | 2   | 2.54  | 5.08  | PZ2.54-UP1S-12A | 12  | 27.94 | 30.48 | PZ2.54-UP1S-22A | 22  | 53.34 | 55.88 | PZ2.54-UP1S-32A | 32  | 78.74 | 81.28  |
| PZ2.54-UP1S-3A  | 3   | 5.08  | 7.62  | PZ2.54-UP1S-13A | 13  | 30.48 | 33.02 | PZ2.54-UP1S-23A | 23  | 55.88 | 58.42 | PZ2.54-UP1S-33A | 33  | 81.28 | 83.82  |
| PZ2.54-UP1S-4A  | 4   | 7.62  | 10.16 | PZ2.54-UP1S-14A | 14  | 33.02 | 35.56 | PZ2.54-UP1S-24A | 24  | 58.42 | 60.96 | PZ2.54-UP1S-34A | 34  | 83.82 | 86.36  |
| PZ2.54-UP1S-5A  | 5   | 10.16 | 12.70 | PZ2.54-UP1S-15A | 15  | 35.56 | 38.10 | PZ2.54-UP1S-25A | 25  | 60.96 | 63.50 | PZ2.54-UP1S-35A | 35  | 86.36 | 88.90  |
| PZ2.54-UP1S-6A  | 6   | 12.70 | 15.24 | PZ2.54-UP1S-16A | 16  | 38.10 | 40.64 | PZ2.54-UP1S-26A | 26  | 63.50 | 66.04 | PZ2.54-UP1S-36A | 36  | 88.90 | 91.44  |
| PZ2.54-UP1S-7A  | 7   | 15.24 | 17.78 | PZ2.54-UP1S-17A | 17  | 40.64 | 43.18 | PZ2.54-UP1S-27A | 27  | 66.04 | 68.58 | PZ2.54-UP1S-37A | 37  | 91.44 | 93.95  |
| PZ2.54-UP1S-8A  | 8   | 17.78 | 20.32 | PZ2.54-UP1S-18A | 18  | 43.18 | 45.72 | PZ2.54-UP1S-28A | 28  | 68.58 | 71.12 | PZ2.54-UP1S-38A | 38  | 93.95 | 96.52  |
| PZ2.54-UP1S-9A  | 9   | 20.32 | 22.86 | PZ2.54-UP1S-19A | 19  | 45.72 | 48.26 | PZ2.54-UP1S-29A | 29  | 71.12 | 73.66 | PZ2.54-UP1S-39A | 39  | 96.52 | 99.06  |
| PZ2.54-UP1S-10A | 10  | 25.40 | 25.40 | PZ2.54-UP1S-20A | 20  | 48.26 | 50.80 | PZ2.54-UP1S-30A | 30  | 73.66 | 76.20 | PZ2.54-UP1S-40A | 40  | 99.06 | 101.60 |

|                                      |          |  |      |  |
|--------------------------------------|----------|--|------|--|
| DIMENSION IN mm                      |          | 厦门市辛译精密电子有限公司<br>Xiamen XinYi Xyecom Electronics Co.,Ltd |      |  |
| TOLERANCE UNLESS OTHERWISE SPECIFIED |          |  |      |  |
| .X±0.35                              | X.*±5°   | APR.   | Alex | TITLE:<br>2.54PZ H2.5 2xNPin 180° PC3.0 PA6.0 PB2.5 L11.5 6T |
| .XX±0.25                             | .X.*±3°  | CHK.   | Jack | DWG NO.<br>PZ2.54-UP1S-NA                                    |
| .XXX±0.15                            | .XX.*±1° | DRA.   | Can  | PROJ.  CUSTOMER DRAWING                                      |
|                                      |          | SIZE   | A4   | SCALE 1:1  |
|                                      |          | SHEET  | 1/1  | REV. A   |