

Engineer Drawing

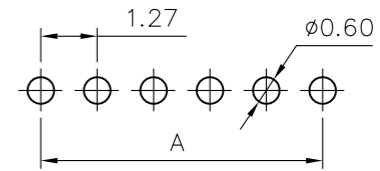
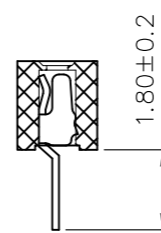
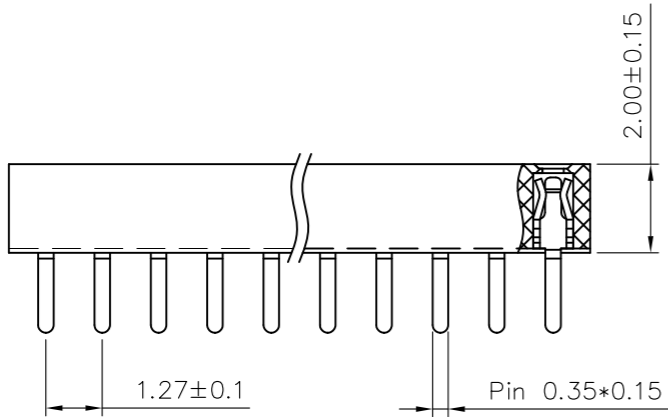
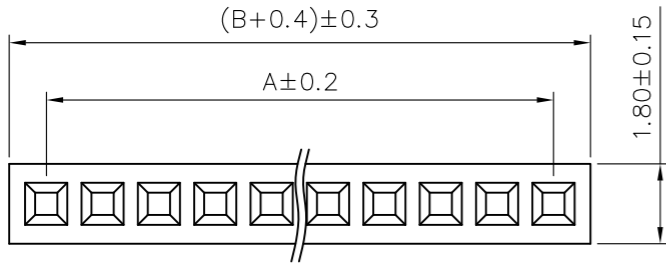
SPECIFICATIONS

Current Rating: 1.0 Amps
 Withstanding Voltage: AC 500V
 Insulation Resistance: 1000M Ω Min
 Contact Resistance: 20m Ω Max
 Operation Temperature: -40° to +105°
 Insulator Material: Polyester (UL94V-0)
 Contact Material: Phosphor bronze
 Standard: PA6T
 Contact Plating: Gold Flash
 Max. Processing Temp: 240° C for 30-60 seconds
 (260° C for 5 seconds)

IPCP 127 F XX X X XX X

① ② ③ ④ ⑤ ⑥ ⑦ ⑧

① Series Type ⑤ Material Code
 ② Pitch ⑥ Appearance Code
 ③ Connector Code ⑦ Serial Code
 ④ Pin Code ⑧ Other Code



RECOMMEND P. C. B LAYOUT
 PCB TOLERANCE: ± 0.05 (TOP VIEW)

No. of	DIM. A	DIM. B	No. of	DIM. A	DIM. B	No. of	DIM. A	DIM. B	No. of	DIM. A	DIM. B	No. of	DIM. A	DIM. B
1	—	—	11	12.70	13.97	21	25.40	26.67	31	38.10	39.37	41	50.80	52.07
2	1.27	2.54	12	13.97	15.24	22	26.67	27.94	32	39.37	40.64	42	52.07	53.34
3	2.54	3.81	13	15.24	16.51	23	27.94	29.21	33	40.64	41.91	43	53.34	54.61
4	3.81	5.08	14	16.51	17.78	24	29.21	30.48	34	41.91	43.18	44	54.61	55.88
5	5.08	6.35	15	17.78	19.05	25	30.48	31.75	35	43.18	44.45	45	55.88	57.15
6	6.35	7.62	16	19.05	20.32	26	31.75	33.02	36	44.45	45.72	46	57.15	58.42
7	7.62	8.89	17	20.32	21.59	27	33.02	34.29	37	45.72	46.99	47	58.42	59.69
8	8.89	10.16	18	21.59	22.86	28	34.29	35.56	38	46.99	48.26	48	59.69	60.96
9	10.16	11.43	19	22.86	24.13	29	35.56	36.83	39	48.26	49.53	49	60.96	62.23
10	11.43	12.70	20	24.13	25.40	30	36.83	38.10	40	49.53	50.80	50	62.23	63.50

TOLERANCES: X. = ± 0.30 X.X = ± 0.25 X.XX = ± 0.20 GENERAL ANGLE X° = $\pm 5^\circ$ X.X° = $\pm 1^\circ$ X.XX° = $\pm 0.5^\circ$	NCP	www.i-ncp.com
	PART NO: IPCP127F xx 08V	NAME: 1.27FH H2.0 1xnPin 180° W1 .8 U Type PC1.8 6T
	DRAWING NO IPCP127F08V	
	SHEET 1 OF 1 UNITS:mm SCALE:1:1 REV.01	