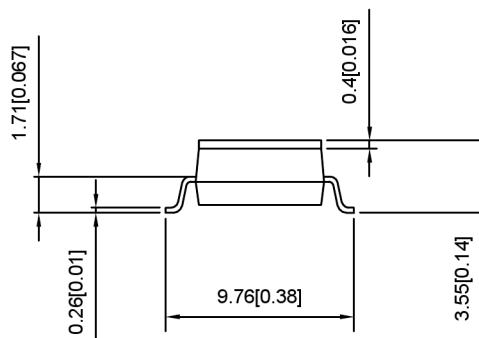
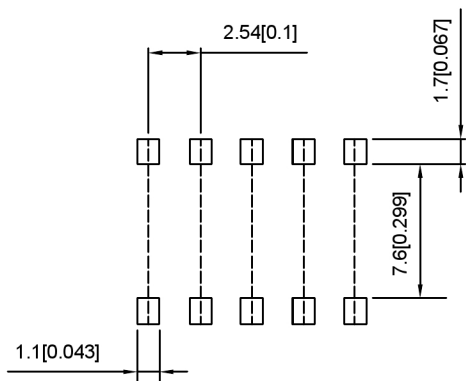
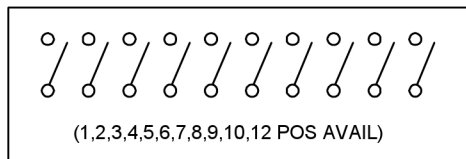


Projection(P)



Short(S)



PART NO.	NO.OFPOS	DIM.A	DIM.B	Projection(P)	Short(S)
DSIC01LS	1	2.54		DSIC01LS-P	DSIC01LS-S
DSIC02LS	2	5.08	2.54	DSIC02LS-P	DSIC02LS-S
DSIC03LS	3	7.62	5.08	DSIC03LS-P	DSIC03LS-S
DSIC04LS	4	10.16	7.62	DSIC04LS-P	DSIC04LS-S
DSIC05LS	5	12.7	10.16	DSIC05LS-P	DSIC05LS-S
DSIC06LS	6	15.24	12.7	DSIC06LS-P	DSIC06LS-S
DSIC07LS	7	17.78	15.24	DSIC07LS-P	DSIC07LS-S
DSIC08LS	8	20.32	17.78	DSIC08LS-P	DSIC08LS-S
DSIC09LS	9	22.86	20.32	DSIC09LS-P	DSIC09LS-S
DSIC10LS	10	25.4	22.86	DSIC10LS-P	DSIC10LS-S
DSIC12LS	12	30.48	27.94	DSIC12LS-P	DSIC12LS-S

SPECIFICATION

Contact Rating: 25mA,24V DC
 Contact Resistance: 50mΩ max
 Insulation Resistance: 100mΩ min.500V DC
 Dielectric Strength: 500V AC/1minute
 Operating Force: 1000gf max
 Travel: 1.0mm
 Operating Life: 3000cycles
 Operating Temp: -20 °C~+70 °C
 Storage Temp: -30 °C~+80 °C

4	Terminal		Copper Alloy	T: Tin plated G: Plating Gold
3	Base	1	Pa9t	white
2	Keystake	1	Pa66	white
1	Cover	1	Pa66	Black
ITEM	PAPT NAMF	QTY	MATERIAL	FINISHING

广东星坤科技股份有限公司

MARK	DESCRIPTION	DATE	REVISED	APPROVED
AX				
AX				
AX				

文件工程章

REVISIONS	DATE	REVISED	APPROVED	UNSPECIFIED TOLERANCES
ANGULAR				±5°
L ≤ 4				±0.2
4 < L ≤ 16				±0.3
16 < L ≤ 63				±0.4
L > 63				±0.5



DSND		SCALE: N/A	MODEL TYPE: DIP SWITCH
DWN		VIEW:	PART NO.: DSICXXLS-X
CHKD		UNIT: mm/in	DWG NO.:
APPD		SIZE: A4	
XKB INDUSTRIAL PRECISION CO., LIMITED			WEIGHT
			SHEET
			REVISI
			1/1
			A0