

# BZT52B2V4S THRU BZT52B43S

SURFACE MOUNT ZENER DIODES

## SOD-323 SURFACE MOUNT SILICON ZENER DIODES

### ● Features

- Low Zener Impedance
- Power Dissipation of 200mW
- High Stability and High Reliability
- Meets MSL level 1, per J-STD-020, LF maximum peak of 260°C

### ● Applications

Zener diode is generally used as reference voltage sources in regulated power supplies or as protective diode in overvoltage protection circuits.

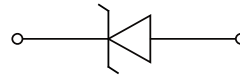

### ● Mechanical Data

- Case: SOD-323  
Molding compound meets UL 94V-0 flammability rating, RoHS-compliant, halogen-free
- Terminals: Solder plated, solderable per MIL-STD-750, Method 2026
- Polarity: Cathode line denotes the cathode end

### ● Function Diagram

**Zener Diode**  
2.4 to 39 Volts  
**Power Dissipation**  
0.2 Watts

SOD-323

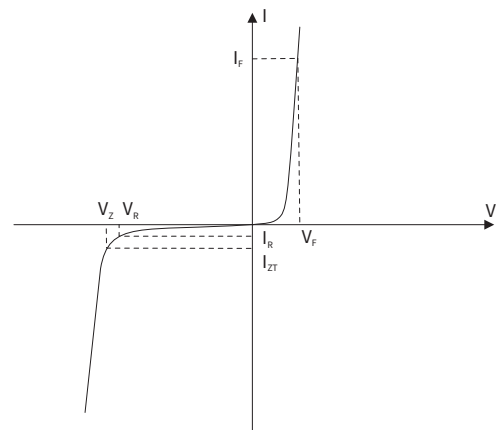


### ● Maximum Ratings (Ta=25°C Unless otherwise specified)

PARAMETER	SYMBOL	UNIT	VALUE
Power Dissipation	$P_D$	mW	200
Forward Voltage @ $I_F=10\text{mA}$	$V_F$	V	0.9
Storage Temperature	$T_{stg}$	°C	-55 ~ +150
Junction Temperature	$T_J$	°C	-55 ~ +150
Typical Thermal Resistance	$R_{\theta JA}$	°C /W	625

### ● Electrical Parameter

SYMBOL	PARAMETER
$V_Z$	Reverse zener voltage @ $I_{ZT}$
$I_{ZT}$	Reverse current
$Z_{ZT}$	Maximum Zener Impedance @ $I_{ZT}$
$I_{ZK}$	Reverse Current
$Z_{ZK}$	Maximum Zener Impedance @ $I_{ZK}$
$I_R$	Reverse leakage current @ $V_R$
$V_R$	Reverse voltage
$I_F$	Forward current
$V_F$	Forward voltage @ $I_F$



# BZT52B2V4S THRU BZT52B43S

SURFACE MOUNT ZENER DIODES



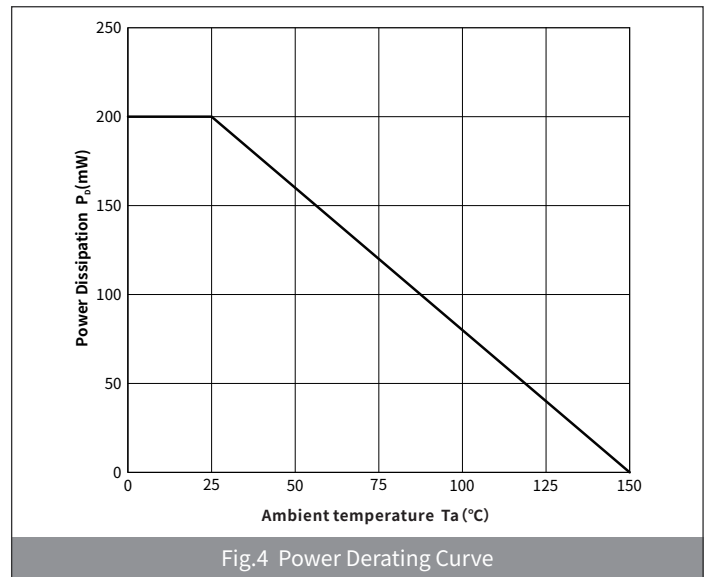
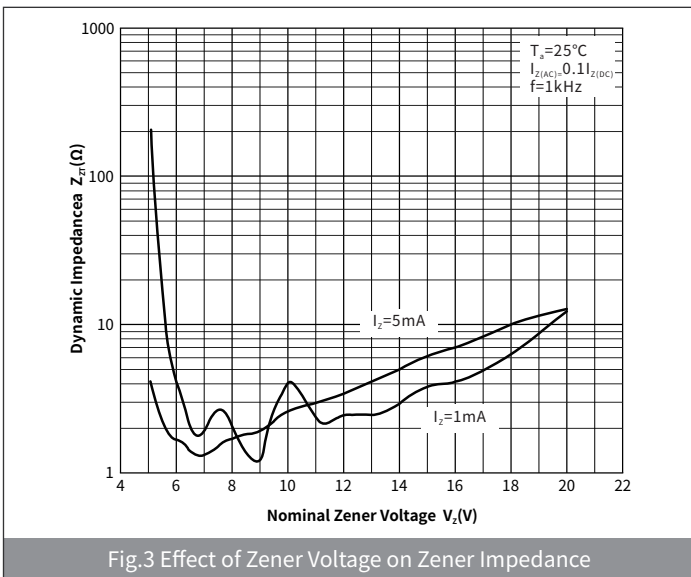
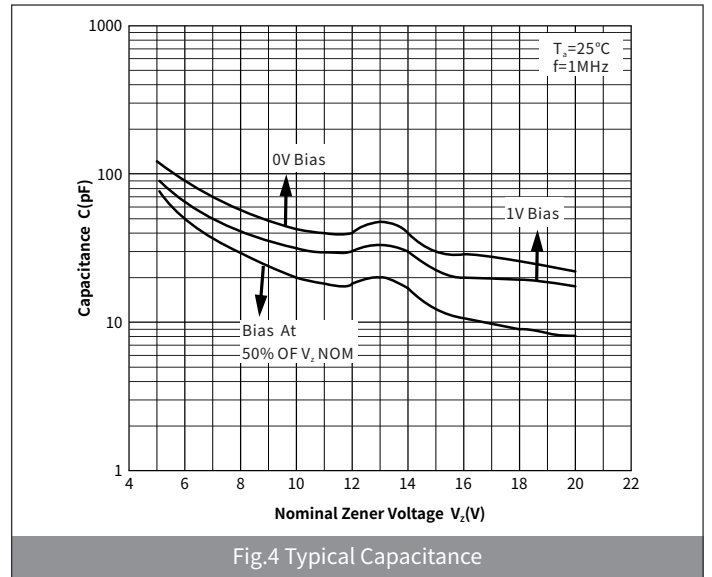
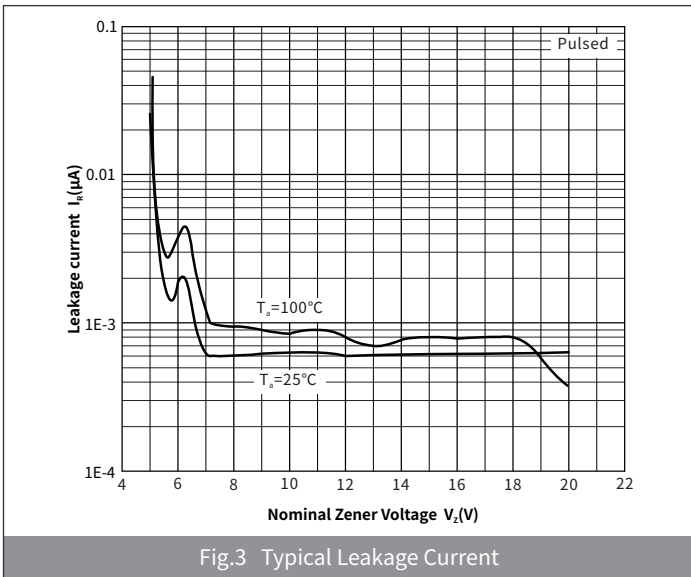
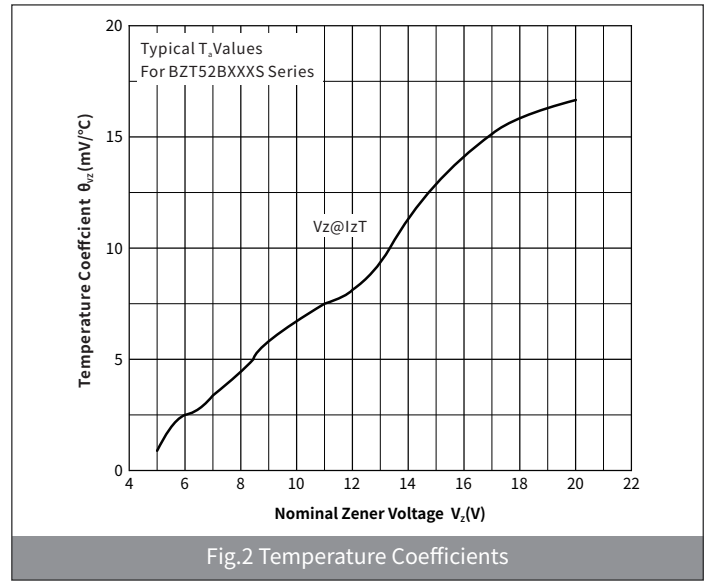
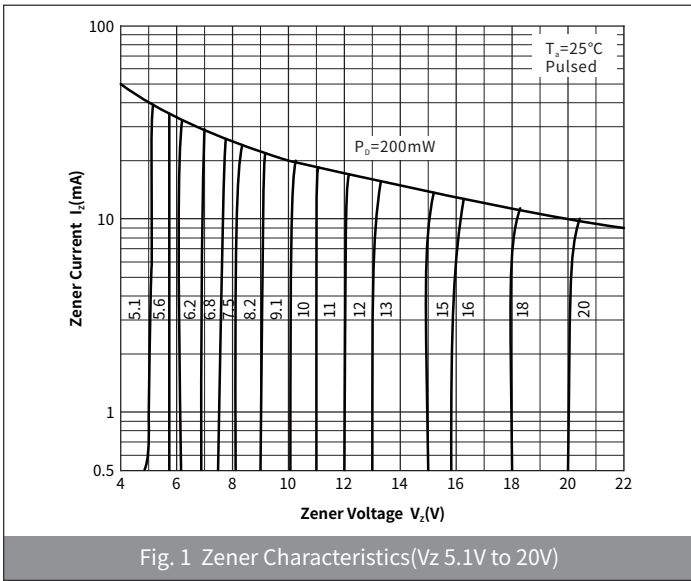
## ● Electrical Characteristics (Ta=25°C Unless otherwise noted)

Type Number	Marking	Nominal Zener Voltage			Zener Impedance			Leakage Current		Typical Temperature Coefficient @I <sub>ZTC</sub> mV/°C		Test Current	
		V <sub>Z</sub> (V)			I <sub>ZT</sub>	Z <sub>ZT</sub> @I <sub>ZT</sub>	Z <sub>ZK</sub> @I <sub>ZK</sub>	I <sub>ZK</sub>	I <sub>R</sub> @V <sub>R</sub>		Min.		Max.
		Min.	Nom.	Max.	(mA)	(Ω)		(mA)	I <sub>R</sub> (μA)	V <sub>R</sub> (V)		I <sub>ZTC</sub> (mA)	
BZT52B2V4S	2WX	2.35	2.4	2.45	5	100	600	1.0	50	1.0	-3.5	0	5
BZT52B2V7S	2W1	2.65	2.7	2.75	5	100	600	1.0	20	1.0	-3.5	0	5
BZT52B3V0S	2W2	2.94	3.0	3.06	5	95	600	1.0	10	1.0	-3.5	0	5
BZT52B3V3S	2W3	3.23	3.3	3.37	5	95	600	1.0	5	1.0	-3.5	0	5
BZT52B3V6S	2W4	3.53	3.6	3.67	5	90	600	1.0	5	1.0	-3.5	0	5
BZT52B3V9S	2W5	3.82	3.9	3.98	5	90	600	1.0	3	1.0	-3.5	0	5
BZT52B4V3S	2W6	4.21	4.3	4.39	5	90	600	1.0	3	1.0	-3.5	0	5
BZT52B4V7S	2W7	4.61	4.7	4.79	5	80	500	1.0	3	2.0	-3.5	0.2	5
BZT52B5V1S	2W8	5.00	5.1	5.20	5	60	480	1.0	2	2.0	-2.7	1.2	5
BZT52B5V6S	2W9	5.49	5.6	5.71	5	40	400	1.0	1	2.0	-2.0	2.5	5
BZT52B6V2S	2WA	6.08	6.2	6.32	5	10	150	1.0	3	4.0	0.4	3.7	5
BZT52B6V8S	2WB	6.66	6.8	6.94	5	15	80	1.0	2	4.0	1.2	4.5	5
BZT52B7V5S	2WC	7.35	7.5	7.65	5	15	80	1.0	1	5.0	2.5	5.3	5
BZT52B8V2S	2WD	8.04	8.2	8.36	5	15	80	1.0	0.7	5.0	3.2	6.2	5
BZT52B9V1S	2WE	8.92	9.1	9.28	5	15	100	1.0	0.5	6.0	3.8	7.0	5
BZT52B10S	2WF	9.80	10	10.20	5	20	150	1.0	0.2	7.0	4.5	8.0	5
BZT52B11S	2WG	10.78	11	11.22	5	20	150	1.0	0.1	8.0	5.4	9.0	5
BZT52B12S	2WH	11.76	12	12.24	5	25	150	1.0	0.1	8.0	6.0	10.0	5
BZT52B13S	2WI	12.74	13	13.26	5	30	170	1.0	0.1	8.0	7.0	11.0	5
BZT52B15S	2WJ	14.70	15	15.30	5	30	200	1.0	0.1	10.5	9.2	13.0	5
BZT52B16S	2WK	15.68	16	16.32	5	40	200	1.0	0.1	11.2	10.4	14.0	5
BZT52B18S	2WL	17.64	18	18.36	5	45	225	1.0	0.1	12.6	12.4	16.0	5
BZT52B20S	2WM	19.60	20	20.40	5	55	225	1.0	0.1	14.0	14.4	18.0	5
BZT52B22S	2WN	21.56	22	22.44	5	55	250	1.0	0.1	15.4	16.4	20.0	5
BZT52B24S	2WO	23.52	24	24.48	5	70	250	1.0	0.1	16.8	18.4	22.0	5
BZT52B27S	2WP	26.46	27	27.54	2	80	300	0.5	0.1	18.9	21.4	25.3	2
BZT52B30S	2WQ	29.40	30	30.60	2	80	300	0.5	0.1	21.0	24.4	29.4	2
BZT52B33S	2WR	32.34	33	33.66	2	80	325	0.5	0.1	23.1	27.4	33.4	2
BZT52B36S	2WS	35.28	36	36.72	2	90	350	0.5	0.1	25.2	30.4	37.4	2
BZT52B39S	2WT	38.22	39	39.78	2	130	350	0.5	0.1	27.3	33.4	41.2	2
BZT52B43S	2WU	41.16	43	43.84	2	100	700	1.0	0.1	32.0	10.0	12.0	2

# BZT52B2V4S THRU BZT52B43S

SURFACE MOUNT ZENER DIODES

## ● Ratings And Characteristics Curves (Ta=25°C Unless otherwise specified)



# BZT52B2V4S THRU BZT52B43S

SURFACE MOUNT ZENER DIODES

## ● Ordering Information

PACKAGE	PACKAGE CODE	UNIT WEIGHT(g)	REEL(pcs)	BOX(pcs)	CARTON(pcs)	DELIVERY MODE
SOD-323	R1	0.0048	3000	45000	180000	7"

## ● Package Outline Dimensions (SOD-323)

Symbol	Dimensions			
	Millimeters		Inches	
	Min.	Max.	Min.	Max.
A	1.60	1.80	0.063	0.071
B	0.25	0.40	0.010	0.016
C	2.30	2.80	0.091	0.110
D	0.80	1.10	0.031	0.043
D <sub>1</sub>	0.80	0.90	0.031	0.035
E	1.20	1.40	0.047	0.055
F	0.08	0.18	0.003	0.007
L	0.475REF		0.019REF	
L <sub>1</sub>	0.25	0.40	0.010	0.016
H	-	0.14	-	0.006

## ● Suggested Pad Layout

Symbol	Dimensions			
	Millimeters		Inches	
	Min.	Max.	Min.	Max.
X	0.65	0.75	0.026	0.030
Y	0.65	0.75	0.026	0.030
Z	2.10	2.20	0.084	0.088