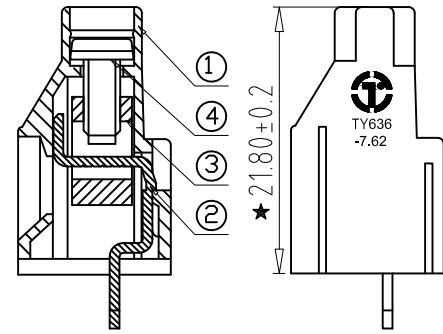
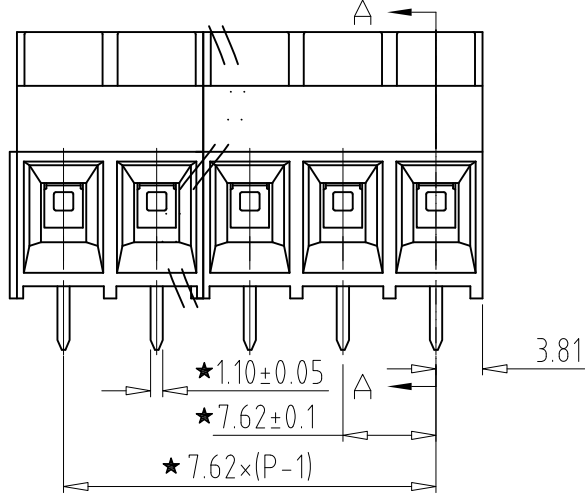
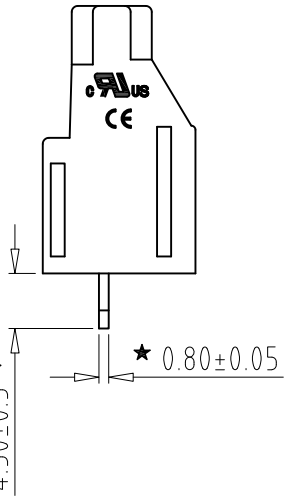
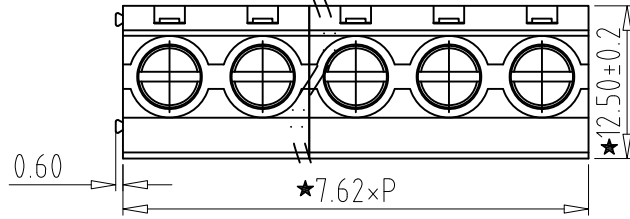
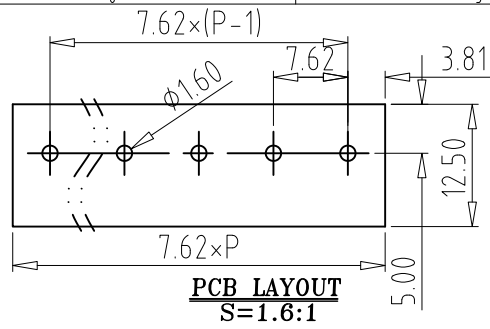


REV	CONTENT	CHK	DATE
V0.0	CONTENT	CXL	20.05.11



Electrical :

- | | | |
|---|----------------|------------------------|
| | UL | IEC |
| 1. Rated Voltage : | 300V | 450V |
| 2. Rated Current : | 30A | 24A |
| 3. Torque Value : | M3 , 4.43Lb.in | M3 , 0.5N.m |
| 4. Wire Range: | 26-10AWG | 1.5-4.0mm ² |
| 5. Stripping Length : | 7-8mm | |
| 6. Withstanding Voltage : | AC2500V/1Min. | |
| 7. Operating Temperature : | -40°C~+105°C | |
| 8. RoHS Compliance | | |
| 9. Safty Approval : | cULus CE | |
| 10. "★" is the key quality control point. | | |

- TY636 - 7.62 - XXP - X X - 00
- | | | | | | |
|---------------|---------|---------------|------------------------------------|--|-----------------------------------|
| ① | ② | ③ | ④ | ⑤ | ⑥ |
| ① Series No. | ② Pitch | ③ Poles | ④ 1 Single Pitch
2 Double Pitch | ⑤ Color: 1 Grey
2 Blue
3 Black
4 Green
5 Orange
6 Red
7 Transparent
8 Yellow
9 White | ⑥ Customer Request : 00--Standard |
| 02 02Contacts | | 03 03Contacts | | | |
| 24 24Contacts | | | | | |

SECTION A-A

4	SCREW	XX	P	STEEL	Zn Plated
3	BLOCK	XX	P	BRASS	Ni Plated
2	PIN	XX	P	BRASS	Tin Plated
1	HOUSING	XX	1	PA66 UL94V-0	SEE NOTE
ITEM	NAME OF PART	NO. OF PART	Q'TY	MATERIAL	NOTE
DWG.	CXL	DATE	20.05.11	SIZE	A4 UNITS mm SHEET/OF 1/1
CHK.		DATE		SCALE	1:1
APP.		DATE		NAME	TY636-7.62-XXP-XX-00
				DWGNO.	XXXX

Total Pitch Tolerances in mm										Nominal dimension range in mm										⊥	≡	-	//		
over 0	over 30	over 53	over 70	over 90	over 115	over 150	over 250	over 350	over 500	over 0	over 30	over 53	over 70	over 90	over 115	over 150	over 200	over 250	over 320	0	over 10	all	over 0	over 100	over 150
±0.18	±0.20	±0.25	±0.3	±0.35	±0.4	±0.60	±0.70	±0.85	±0.20	±0.25	±0.30	±0.35	±0.4	±0.55	±0.70	±0.80	±0.90	0.2	0.3	0.3	0.2	0.3	0.5		

