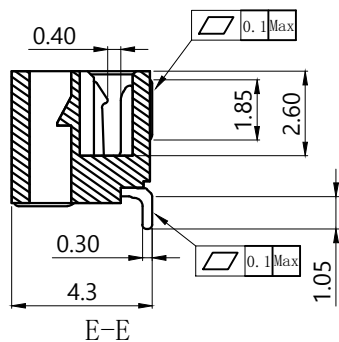
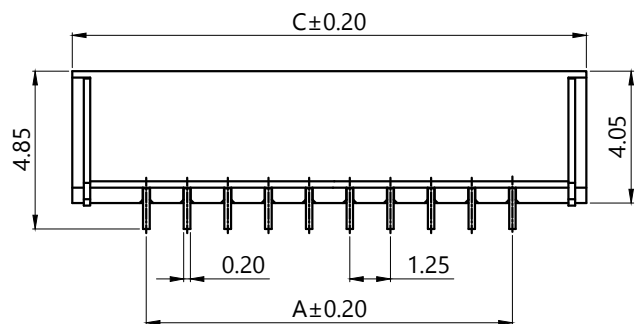
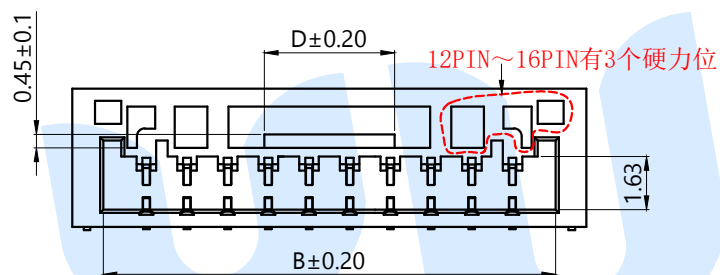
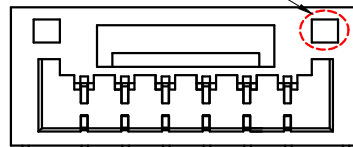


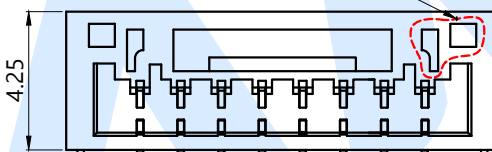
RoHS



2PIN~7PIN有1个硬力位



8PIN~11PIN有2个硬力位

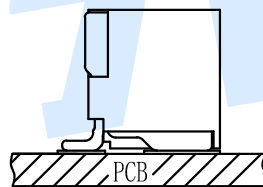
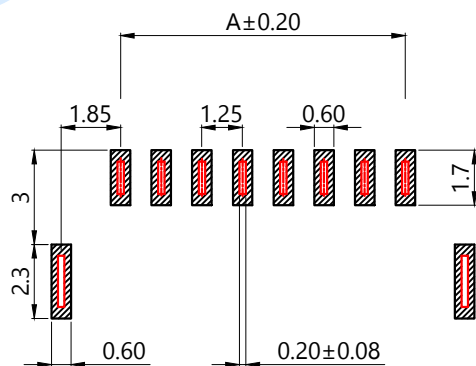
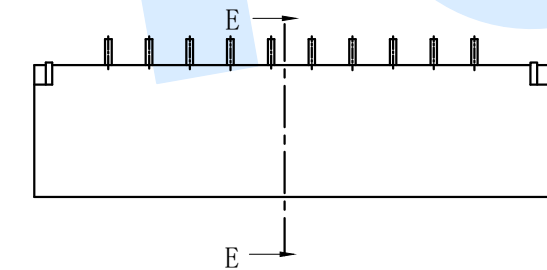


Model No.	Pin	A	B	C	C
WAFER-GH1.25-2PWT-W1	2	1.25	3.85	5.80	1.00
WAFER-GH1.25-3PWT-W1	3	2.50	5.10	7.05	1.75
WAFER-GH1.25-4PWT-W1	4	3.75	6.35	8.30	2.00
WAFER-GH1.25-5PWT-W1	5	5.00	7.60	9.55	3.26
WAFER-GH1.25-6PWT-W1	6	6.25	8.85	10.80	4.52
WAFER-GH1.25-7PWT-W1	7	7.50	10.10	12.05	4.50
WAFER-GH1.25-8PWT-W1	8	8.75	11.35	13.30	4.50
WAFER-GH1.25-9PWT-W1	9	10.00	12.60	14.55	4.50
WAFER-GH1.25-10PWT-W1	10	11.25	13.85	15.80	6.50
WAFER-GH1.25-11PWT-W1	11	12.50	15.10	17.05	6.50
WAFER-GH1.25-12PWT-W1	12	13.75	16.35	18.30	6.50
WAFER-GH1.25-13PWT-W1	13	15.00	17.60	19.55	6.50
WAFER-GH1.25-14PWT-W1	14	16.25	18.85	20.80	6.50
WAFER-GH1.25-15PWT-W1	15	17.50	20.10	22.05	6.50
WAFER-GH1.25-16PWT-W1	16	18.75	21.35	23.30	6.50

WAFER-GH1.25-□□PWT-W1 (-P=盘装, 非盘装不启用)

Specifications/技术规格:

- 1.Poles/线数: 2~16P
- 2.Wire range/适用线规: AGW 32#~28#
- 3.Applicable PC board thickness/适用PC板厚度: 0.6~1.2mm
- 4.Current rating/额定电流: 1.0A
- 5.Voltage rating/额定电压: 125V DC/AC
- 6.Insulation Resistance/绝缘电阻: 100MΩ Min
- 7.Dielectric Withstanding/ 耐电压: 500V AC/minute
- 8.Contact Resistance/ 接触电阻: 20mΩ Max
- 9.Operating Temperature/ 工作温度: -25℃ to +85℃



适用线路板 (PCB LAYOUT)

◎	Soldering lug		1	Phosphorous copper	Plating Sn
◎	Terminal			Phosphorous copper	Plating Sn
◎	Housing		1	LCP	Off White
NO.	Name	Number	Qty	Materil	Remarks

YUANDI® Yuandi Electronics Co, Ltd

design	date	name	WAFER CONNECTOR
Review	date	model	WAFER-GH1.25-□□PWT-W1
Approved	date		

Drawing number: Proportion 1:1 unit mm gage number A4

modify Review Approved Tolerance not specified