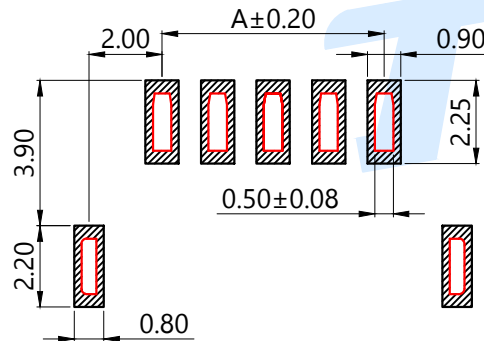
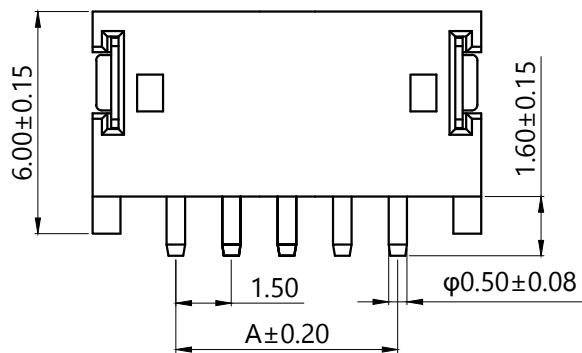

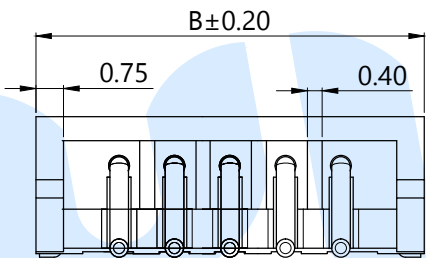
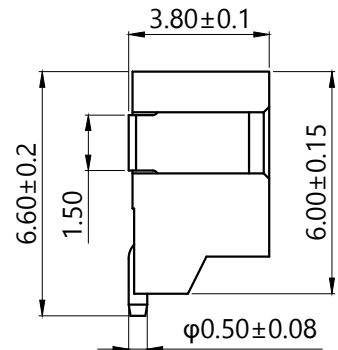
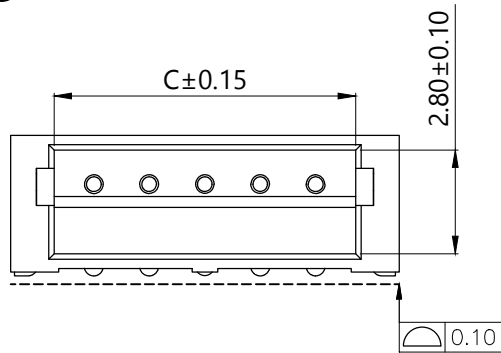


RoHS



适用线路板 (PCB LAYOUT)

Model No.	Pin	A	B	C
WAFER-ZH1.5-2PWT-W1	2	1.50	6.00	3.65
WAFER-ZH1.5-3PWT-W1	3	3.00	7.50	5.15
WAFER-ZH1.5-4PWT-W1	4	4.50	9.00	6.65
WAFER-ZH1.5-5PWT-W1	5	6.00	10.50	8.15
WAFER-ZH1.5-6PWT-W1	6	7.50	12.00	9.65
WAFER-ZH1.5-7PWT-W1	7	9.00	13.50	11.15
WAFER-ZH1.5-8PWT-W1	8	10.50	15.00	12.65
WAFER-ZH1.5-9PWT-W1	9	12.00	16.50	14.15
WAFER-ZH1.5-10PWT-W1	10	13.50	18.00	15.65
WAFER-ZH1.5-11PWT-W1	11	15.00	19.50	17.15
WAFER-ZH1.5-12PWT-W1	12	16.50	21.00	18.65
WAFER-ZH1.5-13PWT-W1	13	18.00	22.50	20.15
WAFER-ZH1.5-14PWT-W1	14	19.50	24.00	21.65
WAFER-ZH1.5-15PWT-W1	15	21.00	25.50	23.15
WAFER-ZH1.5-16PWT-W1	16	22.50	27.00	24.65
WAFER-ZH1.5-17PWT-W1	17	24.00	28.50	26.15
WAFER-ZH1.5-18PWT-W1	18	25.50	30.00	27.65
WAFER-ZH1.5-19PWT-W1	19	27.00	31.50	29.15
WAFER-ZH1.5-20PWT-W1	20	28.50	33.00	30.65

WAFER-ZH1.5-□□PWT-W1 (-P=盘装, 非盘装不启用)

Specifications/技术规格:

- 1.Poles/线数: 2~20P
- 2.Wire range/适用线规: AGW 32#~26#
- 3.Applicable PC board thickness/适用PC板厚度: 0.6~1.2mm
- 4.Current rating/额定电流: 1.0A
- 5.Voltage rating/额定电压: 100V DC/AC
- 6.Insulation Resistance/绝缘电阻: 500MΩ Min
- 7.Dielectric Withstanding/耐电压: 500V AC/minute
- 8.Contact Resistance/接触电阻: 20mΩ Max
- 9.Operating Temperature/工作温度: -25℃ to +85℃

Ⓒ	Soldering lug		1	Brass	Plating Sn
Ⓑ	Terminal			Brass	Plating Sn
Ⓐ	Housing		1	LCP	Off White
NO.	Name	Number	Qty	Materil	Remarks

YUANDI® Yuandi Electronics Co, Ltd

design	date	name	WAFER CONNECTOR
Review	date	model	WAFER-ZH1.5-□□PWT-W1
Approved	date		

Drawing number: Proportion 1:1 unit mm gage number A4

modify Review Approved Tolerance not specified