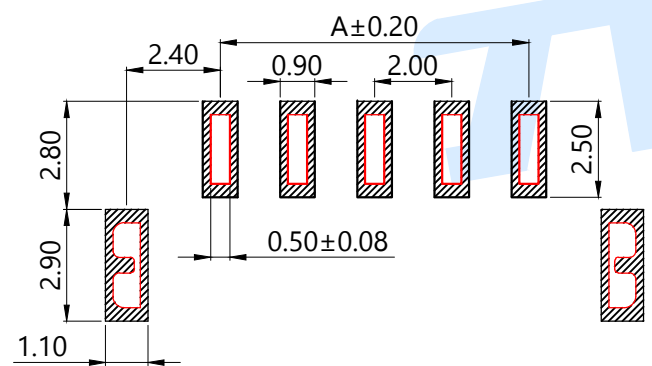
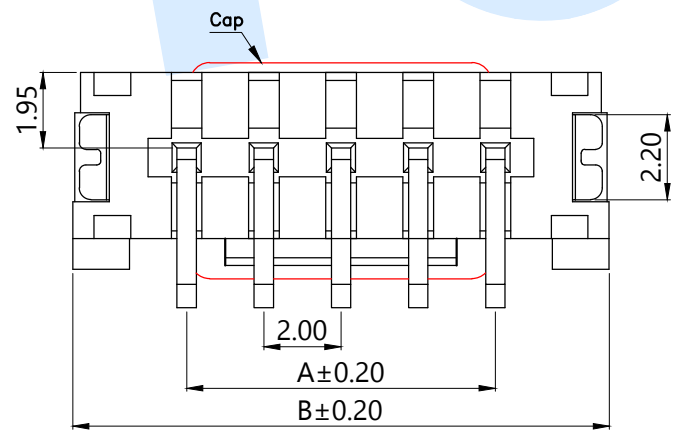
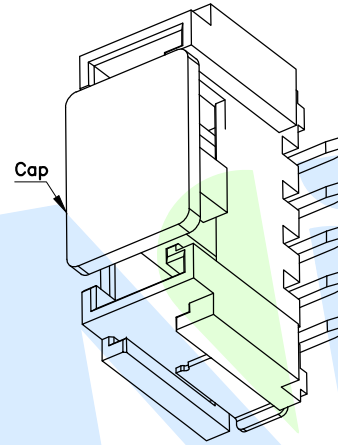
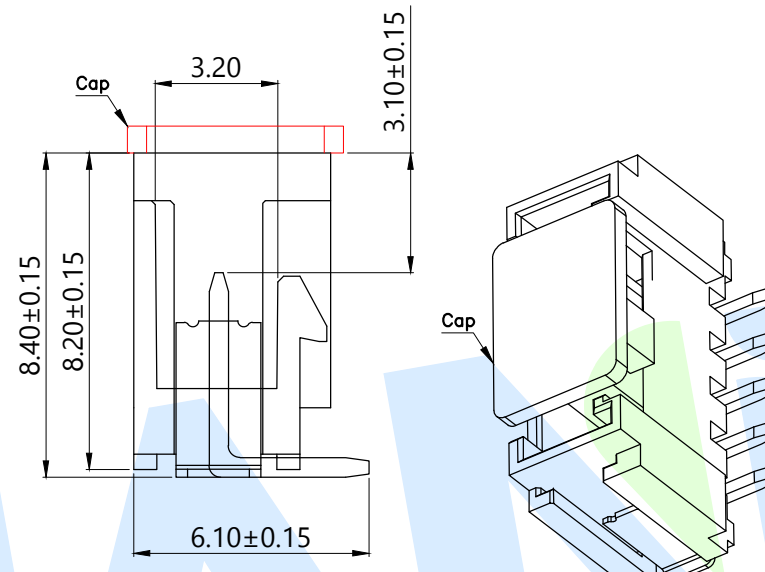
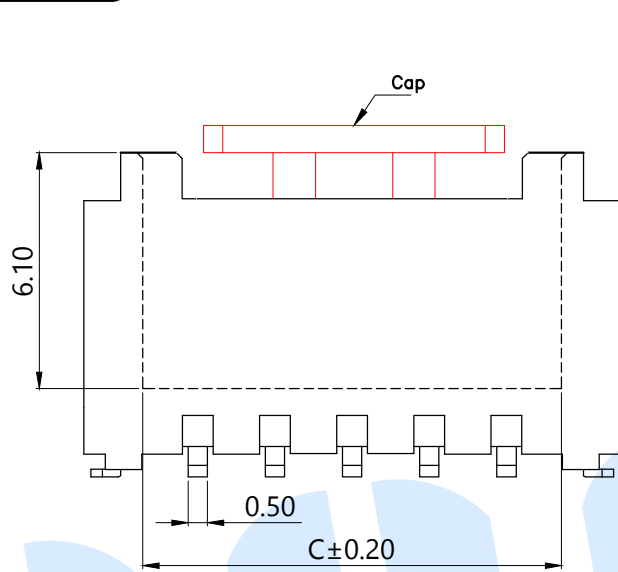


RoHS



适用线路板 (PCB LAYOUT)

Model No.	Pin	A	B	C
WAFER-HY2.0-2PLT-W1	2	2.00	7.90	4.80
WAFER-HY2.0-3PLT-W1	3	4.00	9.90	6.80
WAFER-HY2.0-4PLT-W1	4	6.00	11.90	8.80
WAFER-HY2.0-5PLT-W1	5	8.00	13.90	10.80
WAFER-HY2.0-6PLT-W1	6	10.00	15.90	12.80
WAFER-HY2.0-7PLT-W1	7	12.00	17.90	14.80
WAFER-HY2.0-8PLT-W1	8	14.00	19.90	16.80
WAFER-HY2.0-9PLT-W1	9	16.00	21.90	18.80
WAFER-HY2.0-10PLT-W1	10	18.00	23.90	20.80
WAFER-HY2.0-11PLT-W1	11	20.00	25.90	22.80
WAFER-HY2.0-12PLT-W1	12	22.00	27.90	24.80
WAFER-HY2.0-13PLT-W1	13	24.00	29.90	26.80
WAFER-HY2.0-14PLT-W1	14	26.00	31.90	28.80
WAFER-HY2.0-15PLT-W1	15	28.00	33.90	30.80
WAFER-HY2.0-16PLT-W1	16	30.00	35.90	32.80
WAFER-HY2.0-17PLT-W1	17	32.00	37.90	34.80
WAFER-HY2.0-18PLT-W1	18	34.00	39.90	36.80
WAFER-HY2.0-19PLT-W1	19	36.00	41.90	38.80
WAFER-HY2.0-20PLT-W1	20	38.00	43.90	40.80

WAFER-HY2.0-□□PLT-W1 (-P=盘装, 非盘装不启用)

- Specifications/技术规格:
- 1.Poles/线数: 2~20P
 - 2.Wire range/适用线规: AGW 30#~24#
 - 3.Applicable PC board thickness/适用PC板厚度: 0.8~1.6mm
 - 4.Current rating/额定电流: 2.0A
 - 5.Voltage rating/额定电压: 250V DC/AC
 - 6.Insulation Resistance/绝缘电阻: 1000MΩ Min
 - 7.Dielectric Withstanding/耐电压: 1000V AC/minute
 - 8.Contact Resistance/接触电阻: 20mΩ Max
 - 9.Operating Temperature/工作温度: -25℃ to +85℃

NO.	Name	Number	Qty	Materil	Remarks
Ⓒ	Soldering lug		1	Brass	Plating Sn
Ⓑ	Terminal			Brass	Plating Sn
Ⓐ	Housing		1	LCP	Off White

YUANDI® Yuandi Electronics Co, Ltd
元迪

design	date	name	WAFER CONNECTOR
Review	date	model	WAFER-HY2.0-□□PLT-W1
Approved	date		

Drawing number: Proportion 1:1 unit mm gage number A4

angle	±2'	10~30	±0.30	5~10	±0.20	~ 5	±0.10		
modify	Review	Approved	Tolerance not specified	Proportion	1:1	unit	mm	gage number	A4