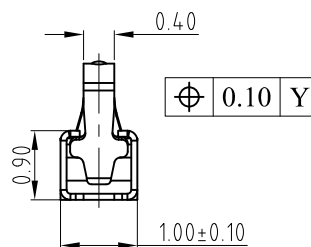
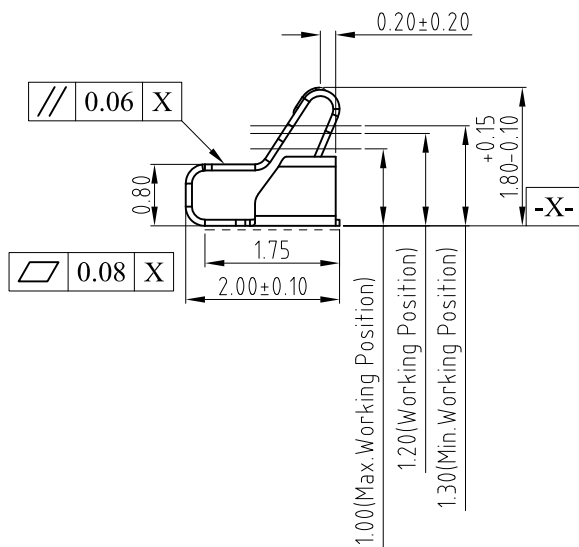
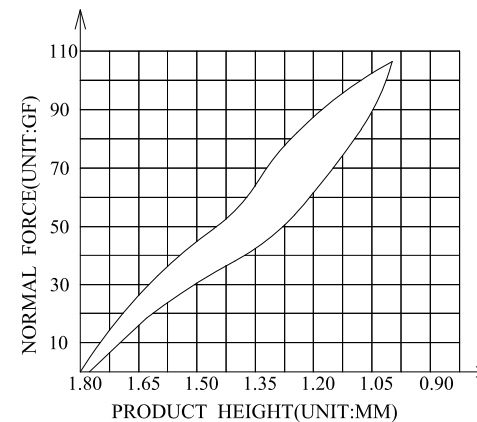
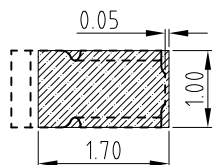
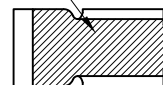


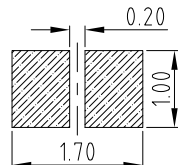
3D View



Solder Area



RECOMMENDED PCB LAYOUT
TOLERANCE:±0.05MM
(FOR REFERENCE ONLY)



METAL MASK T=0.08
TOLERANCE:±0.05MM
(FOR REFERENCE ONLY)

NOTES:

- 1:MATERIAL
 - 1-1: SUS-304 THICKNE=0.08MM
- 2:SPECIFICATIONS
 - 2-1: RATED CURRENT: 1.0A
 - 2-2: VOLTAGE RATING: 1.5V
 - 2-3: CONTACT RESISTANCE: 80mΩ/MAX
 - 2-4: WELDING THRUST: ≥3KG
 - 2-5: OPERATING TEMPERATURE: -40°C~+85°C
- 3:DURABILITY: 1500 CYCLES
- 4:SALT SPRAY TIME: 24H
- 5:ELECTROPLATE: THE NICKEL-PLATED SUBSTRATE IS 50u" MIN
- 6:REQUIREMENTS
 - 6-1: TERMINAL TO EAT FULL TIN,NOTPEELING, WELDING OBVIOUS COLOR AND OTHER ADVERSE
 - 6-2: ROHS、REACH、HF HALOGER ADVERSE OF DOMESTIC AND INTERNATIONAL ENVIRONMNTAL REQUIREMENTS



深圳市华宇创精密电子有限公司

TOLERANCE: X.X ±0.30 X.XX ±0.25 X.XXX ±0.15 X' ±2' X.X' ±0.5'	DRAWN BY : 陈一鸣	DATE : 2014-02-23	PART NAME: 天线弹片 L2.00*W1.0*H1.8
	CHECKED BY: 马跃	DATE : 2014-02-23	PART NO. HYCW-TXT201018A
UNIT: mm [inch] SCALE:1:1 SIZE: A4	APPROVED BY: 邱敏	DATE : 2014-02-23	DRAW NO: HYC-24060061933
			SHEET NO. 1 OF 1