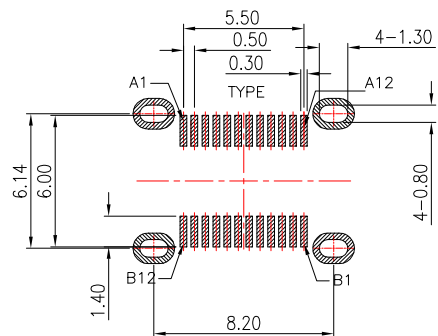


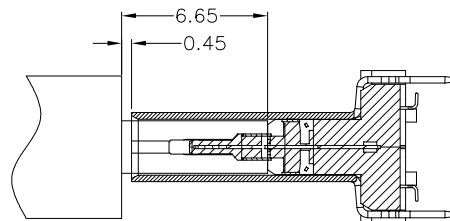
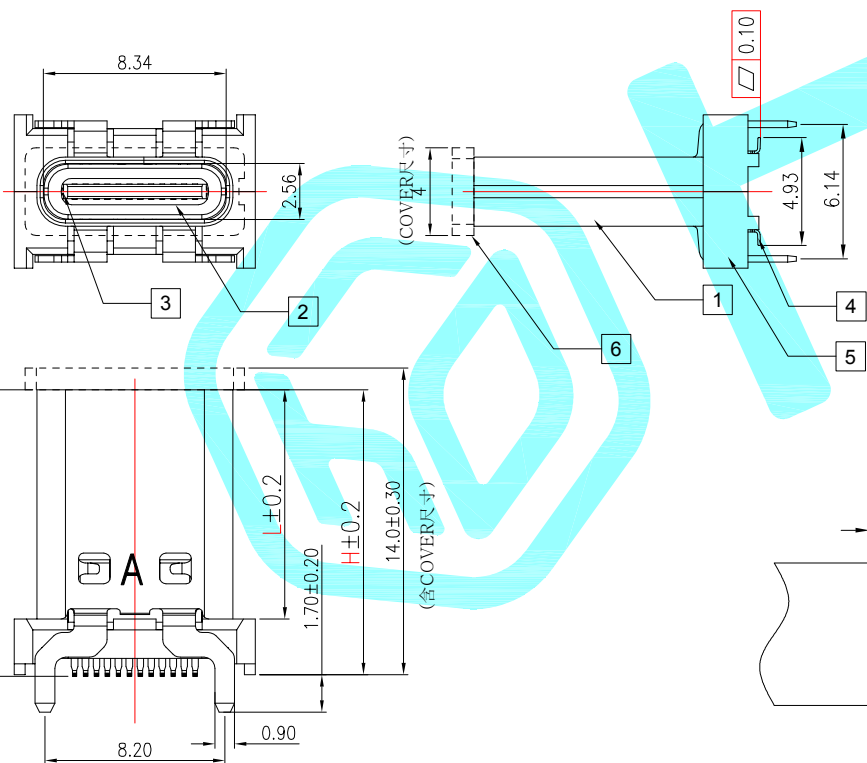
(COVER尺寸)



RECOMMEND P.C.B LAYOUT(COMPONENT SIDE)

TOLERANCE FOR PCB LAYOUT IS ± 0.05

KEEP OUT AREA



AFTER MATING

NOTE:

- 1.MATERIAL SPECIFICATION:
 - 1.HOUSING: LCP
 - 2.CONTACTS: COPPER ALLOY
 - 3.MID PLATE: STAINLESS STEEL
 - 4.SHELL: STAINLESS STEEL
- 2.PLATING SPECIFICATION:
 - 2-1.CONTACTS:
 - Tin 50u" MIN. UNDER PLATED OVER ALL.
 - Au PLATED ON THE FUNCTIONAL AREA OF CONTACT.
 - 2-2.FRONT SHELL:
 - Ni PLATED.
- 3.MECHANICAL PERFORMANCE,
 - 3-1.INSERTION FORCE: 5~20N.
 - 3-2.REMOVAL FORCE: 8~20N.
 - 3-3.DURABILITY: 10000 CYCLES.
- 4.ELECTRICAL PERFORMANCE,
 - 4-1. CURRENT RATING: 5A
VOLTAGE RATING: DC 20V
 - 4-2.INSULATION RESISTANCE: 100MΩ MIN
 - 4-3.DIELECTRIC WITHSTAND VOLTAGE,AC 100V FOR 1 MINUTE.
5. ENVIRONMENTAL PERFORMANCE:
 - OPERATING TEMPERATURE: -55°C~+85°C.

PIN NUMBER	SIGNAL NAME	PIN NUMBER	SIGNAL NAME
A1	GND	B12	GND
A2	SSTXp1	B11	SSRXp1
A3	SSTXn1	B10	SSRXn1
A4	Vbus	B9	Vbus
A5	CC1	B8	SBU2
A6	Dp1	B7	Dn2
A7	Dn1	B6	Dp2
A8	SBU1	B5	CC2
A9	Vbus	B4	Vbus
A10	SSRXn2	B3	SSTXn2
A11	SSRXp2	B2	SSTXp2
A12	GND	B1	GND

PART NO	H	L
TYPE-C-31-D-14	15.0	10.45
TYPE-C-31-D-14A	13.5	
TYPE-C-31-D-14B	13.0	9.45
TYPE-C-31-D-14C	12.0	
TYPE-C-31-D-14D	13.3	8.75
TYPE-C-31-D-14E	14	9.4
TYPE-C-31-D-14F	11.3	8.8

APPROVALS		DATE															
DRAWN	LIUCAN	2021.12.16					TITLE:	USB CONNECTOR									
CHECKED				PART NO.													
APPROVALS				TOLERANCES ARE	<table border="0"> <tr> <td>30~以上</td> <td>±0.30</td> <td rowspan="4">ANGLE</td> </tr> <tr> <td>10~30</td> <td>±0.25</td> </tr> <tr> <td>5~10</td> <td>±0.20</td> </tr> <tr> <td>~ 5</td> <td>±0.15</td> </tr> </table>	30~以上	±0.30	ANGLE	10~30	±0.25	5~10	±0.20	~ 5	±0.15	UNIT: mm	SCALE: 1:1	PROJ:
30~以上	±0.30	ANGLE															
10~30	±0.25																
5~10	±0.20																
~ 5	±0.15																
ECN NO.	REV.	DATE.	DESCRIPTION.	CHANGE.	CHECK.	APPRO.	DRAWING NO.		SHEET 1 OF 1								