

GloTek, Inc. www.globtek.com 186 Veterans Drive, Northvale, NJ 07647 Tel. (201) 784-1000 Fax (201) 784-0111	Drawing Title: NEMA 5-15P (TYPE B) 2 CONDUCTOR + GROUND PLUG to IEC60320 C13 2 CONDUCTORS + GROUND, GT Cable #106: 18 / 3 Conductors, 7.8mm OD, SJT, 60 Deg.C, 300V, BLK/WHT/GRN, Approvals: UL, CSA or cUL, 2440±50mm, GlobTek Black	
	Model No. Power Cord	
	Part No./Ordering No. 3021068F701(R)	Rev D

CUSTOMIZED LENGTHS, COLORS, CABLE TYPES, TERMINATIONS/PLUGS/RECEPTACLES AVAILABLE UPON REQUEST. ADDITIONAL PLUG OPTIONS ARE AVAILABLE AT <https://www.globtek.com/connectors/> STANDARD PLUGS AND CONNECTORS CAN BE SEEN ONLINE AT <https://www.globtek.com/connectors/> ACTUAL CONNECTORS, OVERMOLDS, FERRITES MAY VARY SLIGHTLY FROM THE PICTURE BELOW DIMENSIONS ARE IN MM UNLESS SPECIFIED OTHERWISE

In Addition to GlobTek Inc.'s renewed ISO9001:2008 - Quality Management System Certification, GlobTek Inc. is now certified to:

ISO13485:2003 - Medical Devices Quality Management System Certification  
ISO14001:2004 - Environmental Management System Certification

ISO Certificates are available online at <https://www.globtek.com/iso-certificates/>  
Prop 65 Statement: <https://en.globtek.com/prop-65-statement.pdf>

The acceptance of this specification and use of the product described in this document indicates the acceptance and binding of the customer to Globtek TERMS AND CONDITIONS (attached to the end of this document), which supersede all other agreements, terms, and conditions (<https://en.globtek.com/terms-and-conditions/>).

The purchaser of this product (Customer) agrees that it is their sole responsibility to determine suitability/fitness of the product described in this specification for their application and to take precautions for protection against any hazards attendant to the handling and use of the product.

#### Footnote:

GlobTek Inc. will not be liable for the safety and performance of these power supplies if unauthorized access and repair occurs. End user should consult applicable UL, CSA or EN standards for proper installation instruction.

#### Limitation of Use:

GlobTek products are intended for use with commercial, medical, and/or industrial equipment only. GlobTek product are not authorized for use as mission critical components in life support hazardous environment, nuclear or aircraft applications without prior written approval from the CEO of GlobTek Inc.  
Contents of this document are subject to change without prior notice.

### Customer Approval of Specification:

Please approve, sign and send back to GlobTek so we can complete order processing.  
A delay in receipt of this form will delay delivery schedule.

Company Name:

Customer P/N:

Quote Number:

Date:

Authorized Representative Name:

Authorized Representative Signature:

GlobTek, Inc. www.globtek.com 186 Veterans Drive, Northvale, NJ 07647 Tel. (201) 784-1000 Fax (201) 784-0111	Drawing Title: NEMA 5-15P (TYPE B) 2 CONDUCTOR + GROUND PLUG to IEC60320 C13 2 CONDUCTORS + GROUND, GT Cable #106: 18 / 3 Conductors, 7.8mm OD, SJT, 60 Deg.C, 300V, BLK/WHT/GRN, Approvals: UL, CSA or cUL, 2440±50mm, GlobTek Black		
	Model No. Power Cord		
	Part No./Ordering No. 3021068F701(R)		Rev D

CUSTOMIZED LENGTHS, COLORS, CABLE TYPES, TERMINATIONS/PLUGS/RECEPTACLES AVAILABLE UPON REQUEST. ADDITIONAL PLUG OPTIONS ARE AVAILABLE AT <https://www.globtek.com/connectors/> STANDARD PLUGS AND CONNECTORS CAN BE SEEN ONLINE AT <https://www.globtek.com/connectors/> ACTUAL CONNECTORS, OVERMOLDS, FERRITES MAY VARY SLIGHTLY FROM THE PICTURE BELOW DIMENSIONS ARE IN MM UNLESS SPECIFIED OTHERWISE

REVISION HISTORY

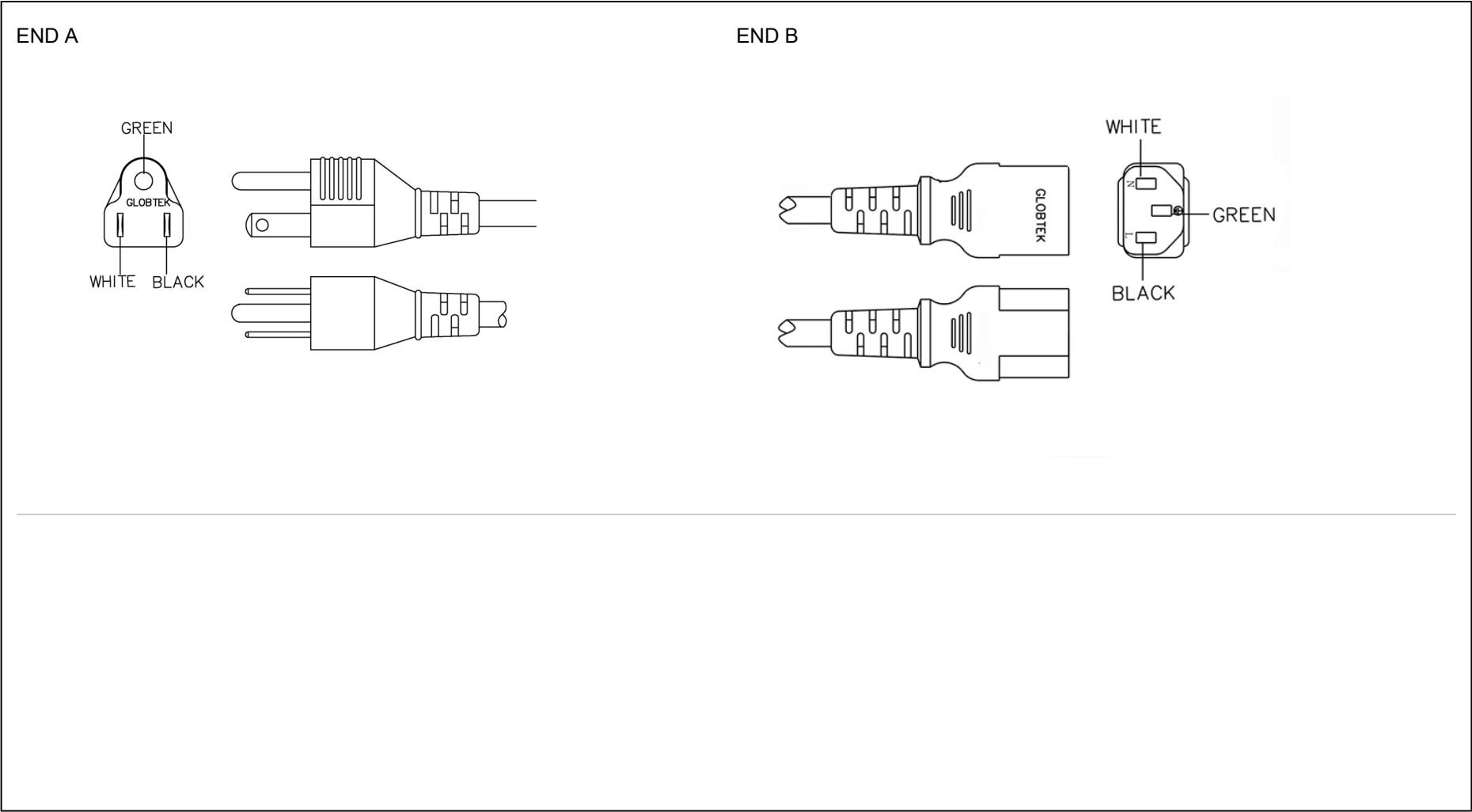
REV	DESCRIPTION	SUB	DATE	APPROVED
D	Update to SF format	QA	03/30/2021	QA

Cordset Information:  
CordsetColor:GlobTek Black  
Cord Length (mm):2440±50

NOTES:

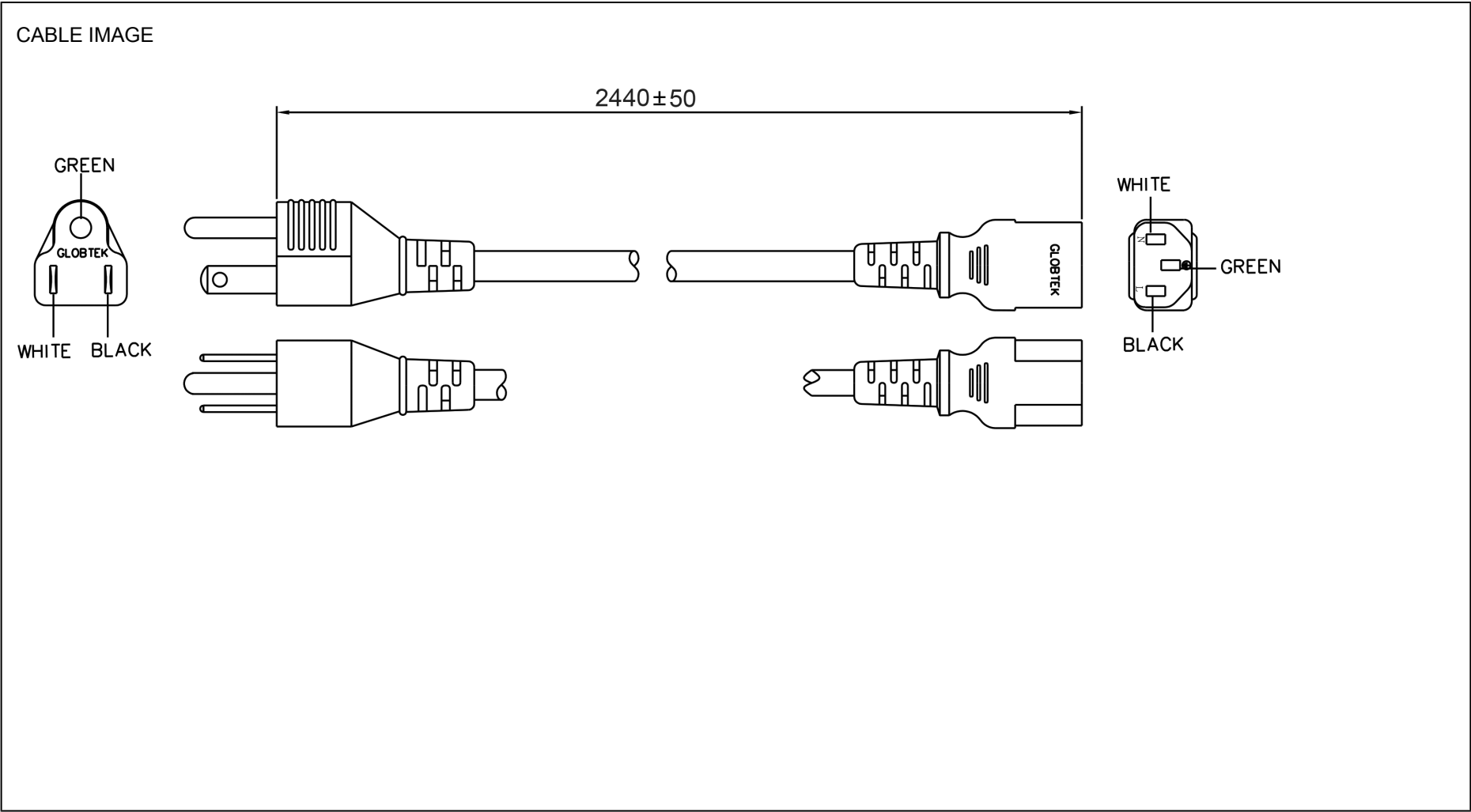
GlobTek, Inc. www.globtek.com 186 Veterans Drive, Northvale, NJ 07647 Tel. (201) 784-1000 Fax (201) 784-0111	Drawing Title: NEMA 5-15P (TYPE B) 2 CONDUCTOR + GROUND PLUG to IEC60320 C13 2 CONDUCTORS + GROUND, GT Cable #106: 18 / 3 Conductors, 7.8mm OD, SJT, 60 Deg.C, 300V, BLK/WHT/GRN, Approvals: UL, CSA or cUL, 2440±50mm, GlobTek Black	
	Model No. Power Cord	
	Part No./Ordering No. 3021068F701(R)	Rev D

CUSTOMIZED LENGTHS, COLORS, CABLE TYPES, TERMINATIONS/PLUGS/RECEPTACLES AVAILABLE UPON REQUEST. ADDITIONAL PLUG OPTIONS ARE AVAILABLE AT <https://www.globtek.com/connectors/> STANDARD PLUGS AND CONNECTORS CAN BE SEEN ONLINE AT <https://www.globtek.com/connectors/> ACTUAL CONNECTORS, OVERMOLDS, FERRITES MAY VARY SLIGHTLY FROM THE PICTURE BELOW DIMENSIONS ARE IN MM UNLESS SPECIFIED OTHERWISE






GlobTek, Inc. www.globtek.com 186 Veterans Drive, Northvale, NJ 07647 Tel. (201) 784-1000 Fax (201) 784-0111	Drawing Title: NEMA 5-15P (TYPE B) 2 CONDUCTOR + GROUND PLUG to IEC60320 C13 2 CONDUCTORS + GROUND, GT Cable #106: 18 / 3 Conductors, 7.8mm OD, SJT, 60 Deg.C, 300V, BLK/WHT/GRN, Approvals: UL, CSA or cUL, 2440±50mm, GlobTek Black	
	Model No. Power Cord	
	Part No./Ordering No. 3021068F701(R)	Rev D

CUSTOMIZED LENGTHS, COLORS, CABLE TYPES, TERMINATIONS/PLUGS/RECEPTACLES AVAILABLE UPON REQUEST. ADDITIONAL PLUG OPTIONS ARE AVAILABLE AT <https://www.globtek.com/connectors/> STANDARD PLUGS AND CONNECTORS CAN BE SEEN ONLINE AT <https://www.globtek.com/connectors/> ACTUAL CONNECTORS, OVERMOLDS, FERRITES MAY VARY SLIGHTLY FROM THE PICTURE BELOW DIMENSIONS ARE IN MM UNLESS SPECIFIED OTHERWISE



GlobTek, Inc. www.globtek.com 186 Veterans Drive, Northvale, NJ 07647 Tel. (201) 784-1000 Fax (201) 784-0111	Drawing Title: NEMA 5-15P (TYPE B) 2 CONDUCTOR + GROUND PLUG to IEC60320 C13 2 CONDUCTORS + GROUND, GT Cable #106: 18 / 3 Conductors, 7.8mm OD, SJT, 60 Deg.C, 300V, BLK/WHT/GRN. Approvals: UL, CSA or cUL, 2440±50mm, GlobTek Black	
	Model No. Power Cord	Part No./Ordering No. 3021068F701(R)

CUSTOMIZED LENGTHS, COLORS, CABLE TYPES, TERMINATIONS/PLUGS/RECEPTACLES AVAILABLE UPON REQUEST. ADDITIONAL PLUG OPTIONS ARE AVAILABLE AT <https://www.globtek.com/connectors/> STANDARD PLUGS AND CONNECTORS CAN BE SEEN ONLINE AT <https://www.globtek.com/connectors/> ACTUAL CONNECTORS, OVERMOLDS, FERRITES MAY VARY SLIGHTLY FROM THE PICTURE BELOW DIMENSIONS ARE IN MM UNLESS SPECIFIED OTHERWISE

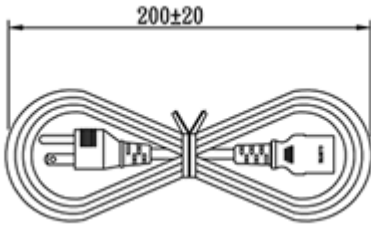
End A Code:302 Description:NEMA 5-15P (TYPE B) 2 CONDUCTOR + GROUND PLUG Rating (V):125 Rating (A):15.0 Gender:Male Overmolded:Yes	Cable Code:106 Description:GT Cable #106: 18 / 3 Conductors, 7.8mm OD, SJT, 60 Deg.C, 300V, BLK/WHT/GRN, Approvals: UL, CSA or cUL Color:GlobTek Black Wire Gauge(AWG):18 Cond:3 Type:SJT Temperature:60° C Amps:10 Volts:300 OD:7.8 ConductorsColors:BLK/WHT/GRN	End B Code:701 Description:IEC60320 C13 2 CONDUCTORS + GROUND Rating (V):250 Rating (A):15.0 Gender:Female Overmolded:Yes
Overall cable rating:		
<b>Plug Approvals</b>    UL 817 <a href="#">LINK TO CERT</a>	<b>Cable Approvals</b>    UL 817 <a href="#">LINK TO CERT</a>	<b>Connector Approvals</b>    UL 817 <a href="#">LINK TO CERT</a>
<b>AGENCY ONLINE DOCUMENTS</b> <a href="https://en.globtek.com/cordsets/">https://en.globtek.com/cordsets/</a> <a href="https://www.globtek.com/pdf/rohs_cert/01t30000002p5R4AAI">https://www.globtek.com/pdf/rohs_cert/01t30000002p5R4AAI</a> <a href="https://www.globtek.com/pdf/iso_certificates/REACH.pdf">https://www.globtek.com/pdf/iso_certificates/REACH.pdf</a> <a href="https://www.globtek.com/pdf/conflict-minerals.pdf">https://www.globtek.com/pdf/conflict-minerals.pdf</a> <a href="https://en.globtek.com/prop-65-statement.pdf">https://en.globtek.com/prop-65-statement.pdf</a>		



GlobTek, Inc. www.globtek.com 186 Veterans Drive, Northvale, NJ 07647 Tel. (201) 784-1000 Fax (201) 784-0111	Drawing Title: NEMA 5-15P (TYPE B) 2 CONDUCTOR + GROUND PLUG to IEC60320 C13 2 CONDUCTORS + GROUND, GT Cable #106: 18 / 3 Conductors, 7.8mm OD, SJT, 60 Deg.C, 300V, BLK/WHT/GRN, Approvals: UL, CSA or cUL, 2440±50mm, GlobTek Black	
	Model No. Power Cord	
	Part No./Ordering No. 3021068F701(R)	Rev D

CUSTOMIZED LENGTHS, COLORS, CABLE TYPES, TERMINATIONS/PLUGS/RECEPTACLES AVAILABLE UPON REQUEST. ADDITIONAL PLUG OPTIONS ARE AVAILABLE AT <https://www.globtek.com/connectors/> STANDARD PLUGS AND CONNECTORS CAN BE SEEN ONLINE AT <https://www.globtek.com/connectors/> ACTUAL CONNECTORS, OVERMOLDS, FERRITES MAY VARY SLIGHTLY FROM THE PICTURE BELOW DIMENSIONS ARE IN MM UNLESS SPECIFIED OTHERWISE

Hanking:302-701  
Description:200 +/- 20mm  
Image:



Notes/Modifications/Customizations (notes in this section supersede the values shown in the standard spec):