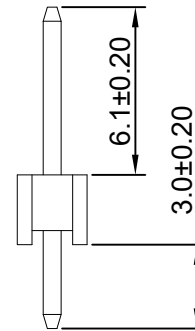
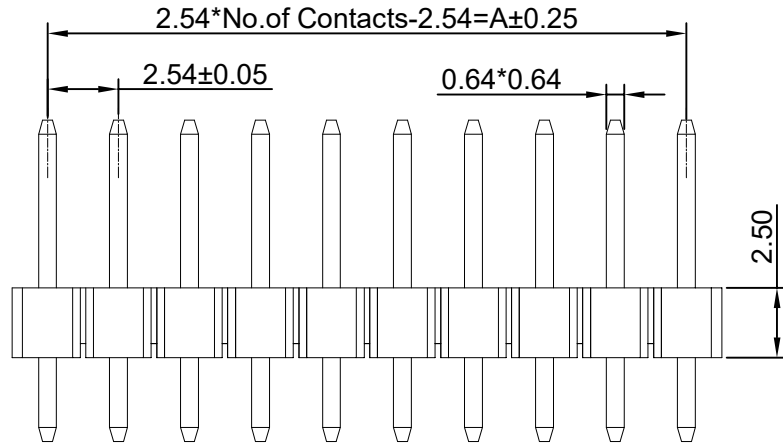
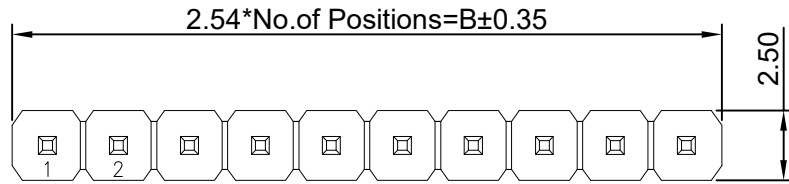


RoHS

REV	ECN NO.	DESCRIPTION	DESIGN	APPROVAL	DATE
A1	NEW	更换图框			2024.05.24



SPECIFICATIONS

- Current rating: 3A
- Temperature range: -40°C ~ +105°C
- Insulation resistance: 1000MΩ Min.
- Withstanding voltage: 500V AC/ minute.
- Contact resistance: 20mΩ Max.

Material:

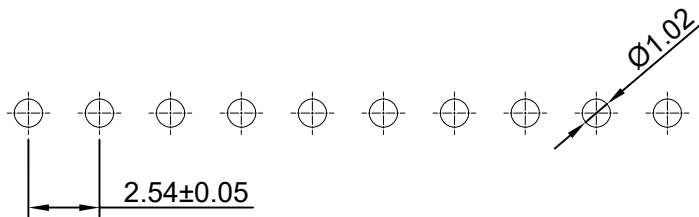
Insulator Material: PA6T (UL 94V-0) Black
 Contact Material: Brass
 Plating: Matte Tin or gold plated over Nickel
 Mate with XFCN PM254 Single row series

Ordering Code:

PZ254V-11-XX
 1 2

1. 序列号
2. Pin位数: 02-40P

No. of PIN/ROW	Dimension	
	A	B
02	2.54	5.08
03	5.08	7.62
04	7.62	10.16
05	10.16	12.70
06	12.70	15.24
07	15.24	17.78
08	17.78	20.32
09	20.32	22.86
10	22.86	25.40
11	25.40	27.94
12	27.94	30.48
13	30.48	33.02
14	33.02	35.56
15	35.56	38.10
16	38.10	40.64
17	40.64	43.18
18	43.18	45.72
19	45.72	48.26
20	48.26	50.80
21	50.80	53.34
22	53.34	55.88
23	55.88	58.42
24	58.42	60.96
25	60.96	63.50
26	63.50	66.04
27	66.04	68.58
28	68.58	71.12
29	71.12	73.66
30	73.66	76.20
31	76.20	78.74
32	78.74	81.28
33	81.28	83.82
34	83.82	86.36
35	86.36	88.90
36	88.90	91.44
37	91.44	93.98
38	93.98	96.52
39	96.52	99.06
40	99.06	101.60



P.C.B Hole Layout

X.±0.50	X.°±
.X±0.25	.X°±
.XX±0.15	.XX°±
.XXX±0.10	.XXX°±
UNITS:	mm

THESE DRAWINGS AND SPECIFICATIONS ARE THE PROPERTY OF XFCN AND SHALL NOT BE REPRODUCED, COPIED OR CUED IN ANY MANNER WITHOUT THE PRIOR WRITTEN CONSENT OF XFCN

PART NO: PZ254V-11-XX		XFCN 兴飞连接器		
TITLE: 2.54mm Pin Header Connectors		0769-82001899		
		www.xfconn.com		
		DWG NO: /		
APPD	Chen ZhiQiang	VIEW	⊕ ◁	
CHKD	Liu Wei	SCALE	SHEET	REV
DRAW	Chen HongJiang		1/1	A1
DATE	2024.06.11	NONE		