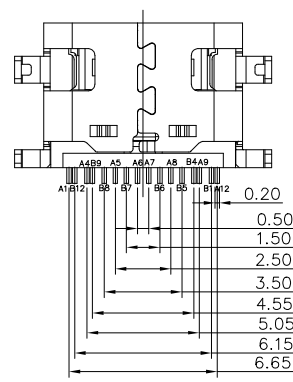
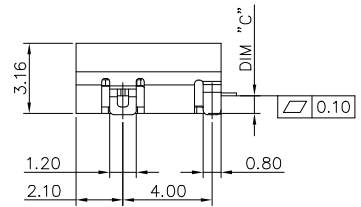
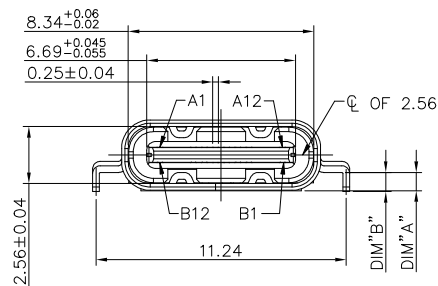


SECTION: A-A



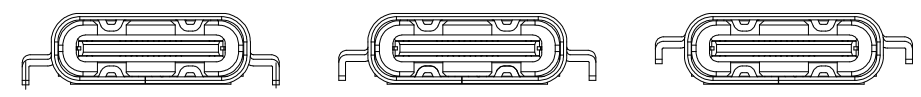
NOTE:

1. MATERIAL SPECIFICATION:
 1. HOUSING: HIGH TEMPERATURE PLASTIC, UL94 V-0, BLACK.
 2. TERMINAL: COPPER ALLOY
 3. MID PLATE: STAINLESS STEEL
 4. FRONT SHELL: STAINLESS STEEL
2. PLATING SPECIFICATION:
 - 2-1. TERMINAL: Ni 50u" MIN. UNDER PLATED OVER ALL. THE FUNCTIONAL AREA OF CONTACT: REFER THE PART NUMBER. Au 1u" PLATING SPECIFICATIONS OF THE SOLDER AREA
 - 2-2. FRONT SHELL: Ni 50u" PLATING
 - 2-3. MID PLATE: CLEAR ONLY
3. MECHANICAL PERFORMANCE:
 - 3-1. INSERTION FORCE: 0.5kgf~2.0kgf.
 - 3-2. REMOVAL FORCE: 0.8kgf~2.0kgf.
 - 3-3. DURABILITY: 10000 CYCLES.
4. ELECTRICAL PERFORMANCE:
 - 4-1. VOLTAGE RATING: 5 V DC/AC (RMS. max) CURRENT RATING: 5 AMPS. FOR TOTAL VBUS/GND PINS; 1.25AMPS FOR CC PIN, 0.25 AMPS. FOR ALL OTHER CONTACT.
 - 4-2. LLCR: VBUS & GND PINS AND OTHER PINS: 40mΩ/PIN MAX. LLCR MAX. CHANGE OF ALL PINS: 10mΩ.
 - 4-3. INSULATION RESISTANCE: 100MΩ MIN.
 - 4-4. DIELECTRIC WITHSTAND VOLTAGE, AC 100V FOR 1 MINUTE.
5. ENVIRONMENTAL PERFORMANCE: OPERATING TEMPERATURE: -25° C~+85° C.
6. IR REFLOW: THE PEAK TEMPERATURE ON THE BOARD SHALL BE MAINTAINED FOR 10 SECONDS AT 260° C.
7. PRODUCT PART NUMBER DESCRIPTION: 10174570 - 0 0 X X X L F

STYLE: A, B, C, (REFER THE TABLE)

STYLE	DIM "A"	DIM "B"	DIM "C"
A	0.82	0.85	0.80
B	1.02	0.85	1.00
C	1.62	0.70	1.60

- LEAD FREE
- PACKING TYPE: 1: TAPE/REEL
- CONTACT AREA PLATING 1: 3u" GOLD



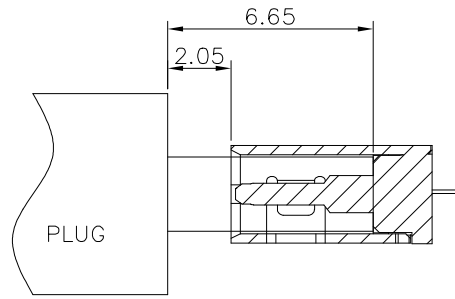
STYLE A

STYLE B

STYLE C

mat'l. code		surface ISO 1302 ✓		tolerance ISO 406 ISO 1101		projection		product family	
ltr		ecn no		dr		date		title	
A		-		TY		2024/02/28		USB	
								USB TYPE C	
								16P SINK SMT TYPE	
								dwg no	
								sheet 1 of 2	
								size	
								A3	
								type	
								Product Customer Drawing	
sheet index		revision sheet							

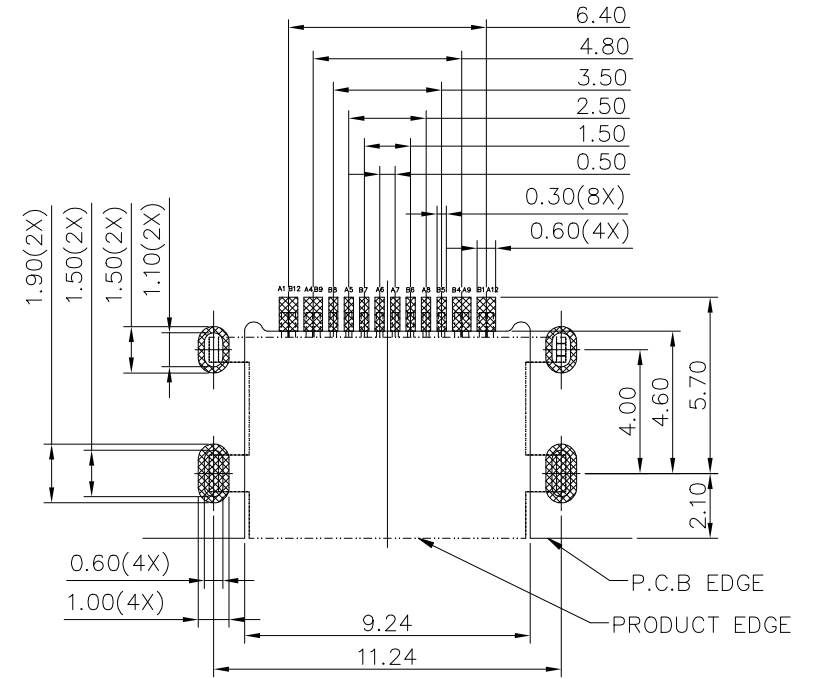




AFTER MATING

USB TYPE-C PIN ASSIGNMENTS

PIN NUMBER	SIGNAL NAME	PIN NUMBER	SIGNAL NAME
A1	GND	B12	GND
A4	VBUS	B9	VBUS
A5	CC1	B8	SBU2
A6	Dp1	B7	Dn2
A7	Dn1	B6	Dp2
A8	SBU1	B5	CC2
A9	VBUS	B4	VBUS
A12	GND	B1	GND



RECOMMENDED PCB LAYOUT(TOP VIEW)
THICKNESS 0.80MM; DEFAULT TOLERANCE: ±0.05

Amphenol FCI

© 2016 AFCI

mat'l. code		surface ISO 1302 <input checked="" type="checkbox"/>		tolerance ISO 406 ISO 1101		projection		product family USB	
ltr	ecn no	dr	date	tolerances unless otherwise specified		title		sheet 2 of 2	
A				angles	.X±.35	mm		USB TYPE C	
				linear	.XX±.25	scale 1:1		16P SINK SMT TYPE	
				0°±2'	.XXX±.15			dwg no 10174570	
		dr	Tian-Yu Tang	2023/10/26			Amphenol FCI		size A3
		engr	Tian-Yu Tang	2023/10/26					
		chr	L-Q Lei	2023/10/26					
		appd	Tim Yao	2023/10/26					
sheet index	revision sheet	type Product Customer Drawing							