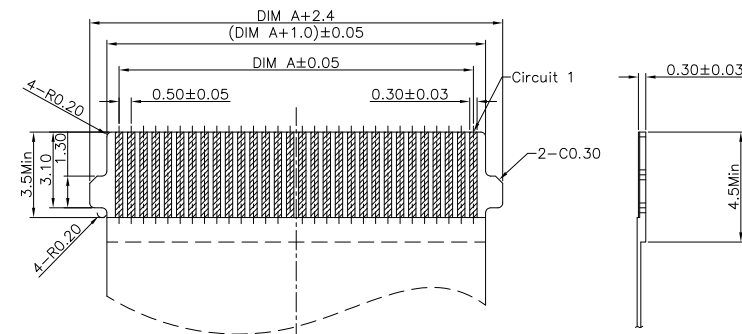
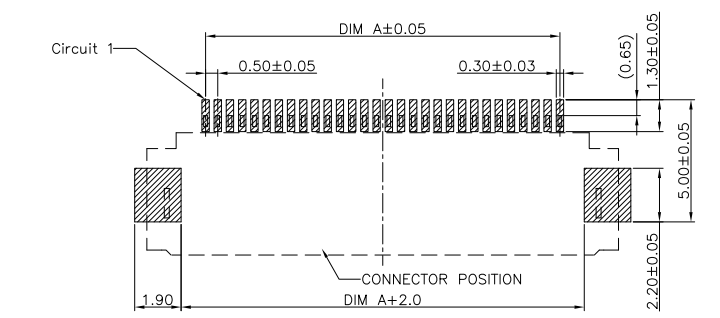


Note:

- Material:
 - 1.1 Housing: thermoplastic high temp.UL94V-0;
 - 1.2 Latch: thermoplastic high temp.UL94V-0;
 - 1.3 Terminal: copper alloy.
 - 1.4 Fitting Nail: copper alloy.
- Finsh:
 - 2.1 Terminal:
 - 50~100u" Nickel under plating over all
 - l:Gold flash on contact and solder area.
 - K:3u" Gold on contact and Gold Flash on Solder
 - M:5u" Gold on contact and Gold Flash on Solder
 - S:15u" Gold on contact and Gold Flash on Solder
 - 2.2 Fitting Nail:
 - 50~100u" Nickel under plating over all
 - 80~150u" Matte-Tin over all.
- Product must comply HF RoHS specification.
- Product No:
 - AFC79-S ** F * * - **
 - CKTS
 - CONTACTS TYPE
 - F:Lower
 - PLATING
 - l:Gold flash
 - K:3u" Au
 - M:5u" Au
 - S:15u" Au
 - PACKING
 - A:Tape&Reel
 - REMARKS
 - HF:Housing Natural
 - Latch Black

CKTS	DIM A	DIM B	DIM C	DIM D
4	1.50	4.67	2.57	6.30
5	2.00	5.17	3.07	6.80
6	2.50	5.67	3.57	7.30
7	3.00	6.17	4.07	7.80
8	3.50	6.67	4.57	8.30
9	4.00	7.17	5.07	8.80
10	4.50	7.67	5.57	9.30
11	5.00	8.17	6.07	9.80
12	5.50	8.67	6.57	10.30
13	6.00	9.17	7.07	10.80
14	6.50	9.67	7.57	11.30
15	7.00	10.17	8.07	11.80
16	7.50	10.67	8.57	12.30
17	8.00	11.17	9.07	12.80
18	8.50	11.67	9.57	13.30
19	9.00	12.17	10.07	13.80
20	9.50	12.67	10.57	14.30
21	10.00	13.17	11.07	14.80
22	10.50	13.67	11.57	15.30
23	11.00	14.17	12.07	15.80
24	11.50	14.67	12.57	16.30
25	12.00	15.17	13.07	16.80
26	12.50	15.67	13.57	17.30
27	13.00	16.17	14.07	17.80
28	13.50	16.67	14.57	18.30
29	14.00	17.17	15.07	18.80
30	14.50	17.67	15.57	19.30
31	15.00	18.17	16.07	19.80
32	15.50	18.67	16.57	20.30
33	16.00	19.17	17.07	20.80
34	16.50	19.67	17.57	21.30
35	17.00	20.17	18.07	21.80
36	17.50	20.67	18.57	22.30
37	18.00	21.17	19.07	22.80
38	18.50	21.67	19.57	23.30
39	19.00	22.17	20.07	23.80
40	19.50	22.67	20.57	24.30
41	20.00	23.17	21.07	24.80
42	20.50	23.67	21.57	25.30
43	21.00	24.17	22.07	25.80
44	21.50	24.67	22.57	26.30
45	22.00	25.17	23.07	26.80
46	22.50	25.67	23.57	27.30
47	23.00	26.17	24.07	27.80
48	23.50	26.67	24.57	28.30
49	24.00	27.17	25.07	28.80
50	24.50	27.67	25.57	29.30
51	25.00	28.17	26.07	29.80
52	25.50	28.67	26.57	30.30
53	26.00	29.17	27.07	30.80
54	26.50	29.67	27.57	31.30
55	27.00	30.17	28.07	31.80
56	27.50	30.67	28.57	32.30
57	28.00	31.17	29.07	32.80
58	28.50	31.67	29.57	33.30
59	29.00	32.17	30.07	33.80
60	29.50	32.67	30.57	34.30



RECOMMENDED P.C.B. PATTERN LAYOUT
GENERAL TOLERANCE ±0.05

RECOMMENDED FPC/FFC DIMENSION
GENERAL TOLERANCE ±0.05

Tolerance Unspecified (未注公差)		Size (图幅): A4
0.0	±0.15 0° ±5°	Unit (单位): MM
0.00	±0.10 0° 0° ±3°	Scale (比例): 1:1
0.000	±0.05 0° 00 ±1°	Page (页数): 1 OF 1
Project View (投影视角)		Rev (版本): A

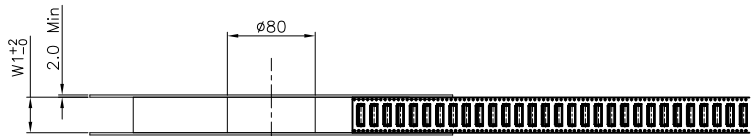
深圳市钜硕电子有限公司
SHENZHEN JUSHUO ELECTRONIC CO., LTD

Product Name (产品名称): 0.5Pitch H=1.75 R/A B/C SMT TYPE 5 FPC/FFC CONNECTOR

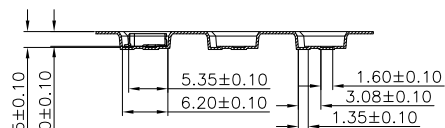
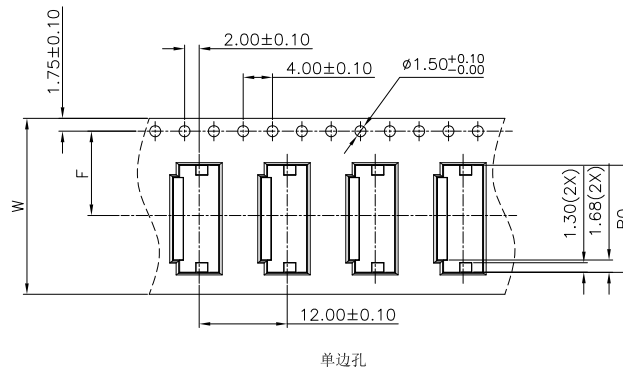
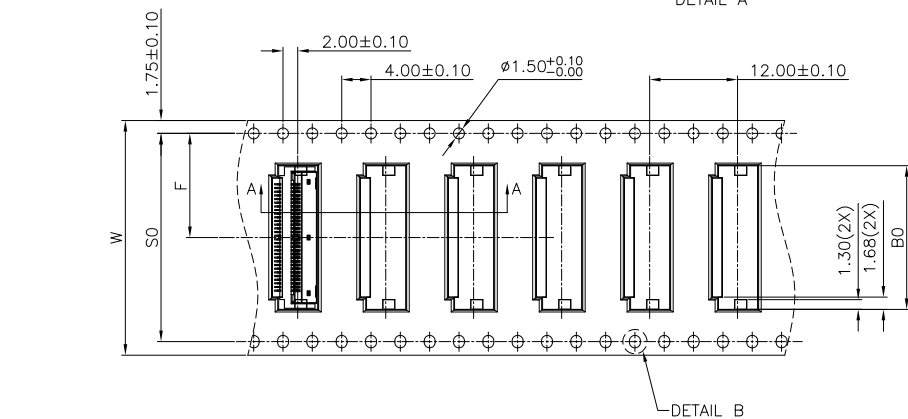
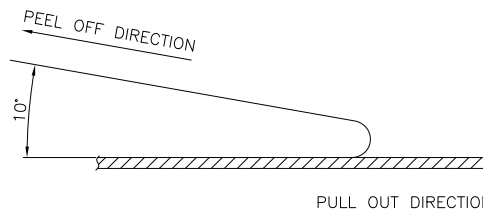
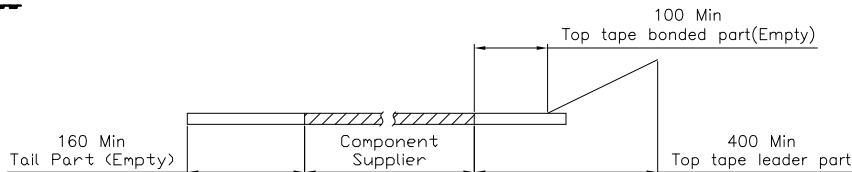
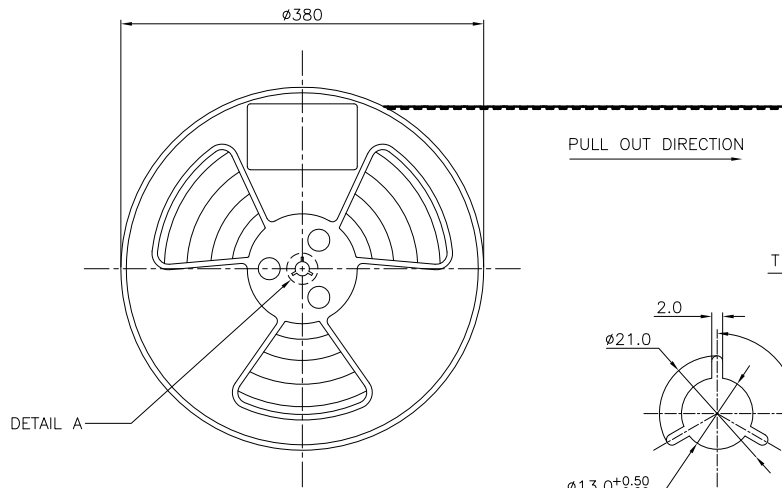
Product No (产品料号): AFC79-S**F***-**

Rev 版本	Change Description 变更内容	Date 日期	Revisor 制/修订人
A	初版发行	2019/09/24	吴小光

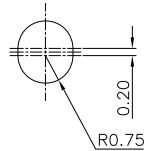
Designer (设计):	Checked (审核):	Approved (核准):
吴小光		



- NOTES:
1. 10 SPROCKET HOLE PITCH CUMULATIVE TOLERANCE.±0.20mm
 2. CARRIER CAMBER NOT TO EXCEED 1mm IN 250mm.
 3. ALL DIMENSIONS MEET EIA-481-C REQUIREMENTS.
 4. MATERIAL: BLACK ANTI-STATIC POLYSTYRENE.
 5. THICKNESS: 0.30 ± 0.05 mm.
 6. PACKING LENGTH PER 15" REEL : 36.60METERS.
 7. COMPONENT LOAD PER 15" REEL : 3000PCS.
 8. PEELING OFF FORCE OF TOP TAPE 0.1N~0.7N(10.2gf~71.4gf).



SECTION A-A
SCALE 1:1



DETAIL B
SCALE 5:1

CKTS (For 0.5Pitch)	B0±0.10	W	W1	F	S0±0.10
4	6.60	16±0.15	16.4	7.5±0.10	单边孔
5	7.10				
6	7.60				
7	8.10				
8	8.60				
9	9.10				
10	9.60				
11	10.10				
12	10.60				
13	11.10				
14	11.60				
15	12.10				
16	12.60				
17	13.10				
18	13.60				
19	14.10				
20	14.60				
21	15.10				
22	15.60				
23	16.10				
24	16.60				
25	17.10				
26	17.60				
27	18.10				
28	18.60				
29	19.10				
30	19.60				
31	20.10				
32	20.60				
33	21.10				
34	21.60				
35	22.10				
36	22.60				
37	23.10				
38	23.60				
39	24.10				
40	24.60				
41	25.10				
42	25.60				
43	26.10				
44	26.60				
45	27.10				
46	27.60				
47	28.10				
48	28.60				
49	29.10				
50	29.60				
51	30.10				
52	30.60				
53	31.10				
54	31.60				
55	32.10				
56	32.60				
57	33.10				
58	33.60				
59	34.10				
60	34.60				
		32±0.30	32.4	14.2±0.10	28.4
		44±0.30	44.4	20.2±0.15	40.4
		56±0.30	56.4	26.2±0.15	52.4

CLASSIFICATION DIMENSION (尺寸类别):
 FAT (首次检验): ⊗ To ⊗
 ■ MARK IS MAJOR DIM (重点尺寸标示)
 ⊕ MARK IS CRITICAL DIM (Cpk&Cp标示)

Tolerance Unspecified (未注公差)
 0.0 ±0.10 0° ±3°
 0.00 ±0.05 0° 0 ±2°
 0.000 ±0.02 0° 0.00 ±1°

Size (图幅): A4
 Unit (单位): MM
 Scale (比例): 1:1
 Page (页数): 1 OF 1
 Project View (投影视角):

深圳市钜硕电子有限公司
 SHENZHEN JUSHUO ELECTRONIC CO.,LTD

Product Name (产品名称): 0.5Pitch H=1.75 FPC/FFC 掀盖卧式5代SMT型.载带
 Product No (产品料号): AFC79-S**F***-**
 Drawing No (图面编号): DNE00092-1
 Date (日期): 2019/11/07
 Designer (设计): 吴小光
 Checked (审核):
 Approved (核准):

Rev 版本	Date 日期	Revisor 制/修订人
1.0	2019/11/07	吴小光

