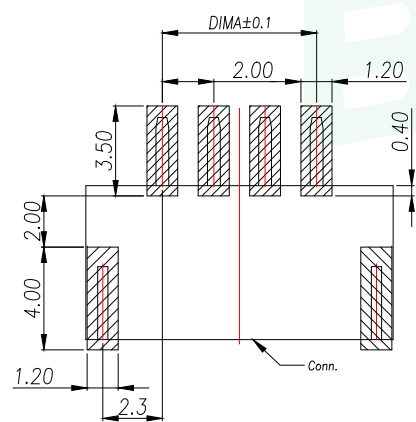
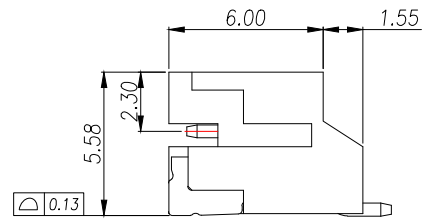
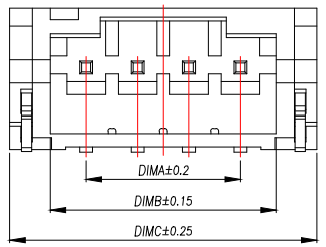
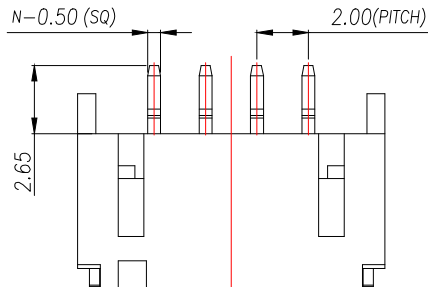


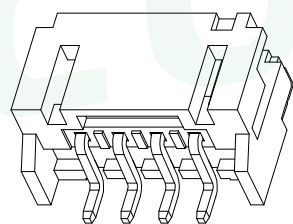
REV.	DESCRIPTION	ECN NO.	NAME	DATE

1  
2  
3  
4  
5



RECOMMENDED PCB LAYOUT TOP VIEW (TOLERANCE:±0.05)

SMT SOLDER AREA



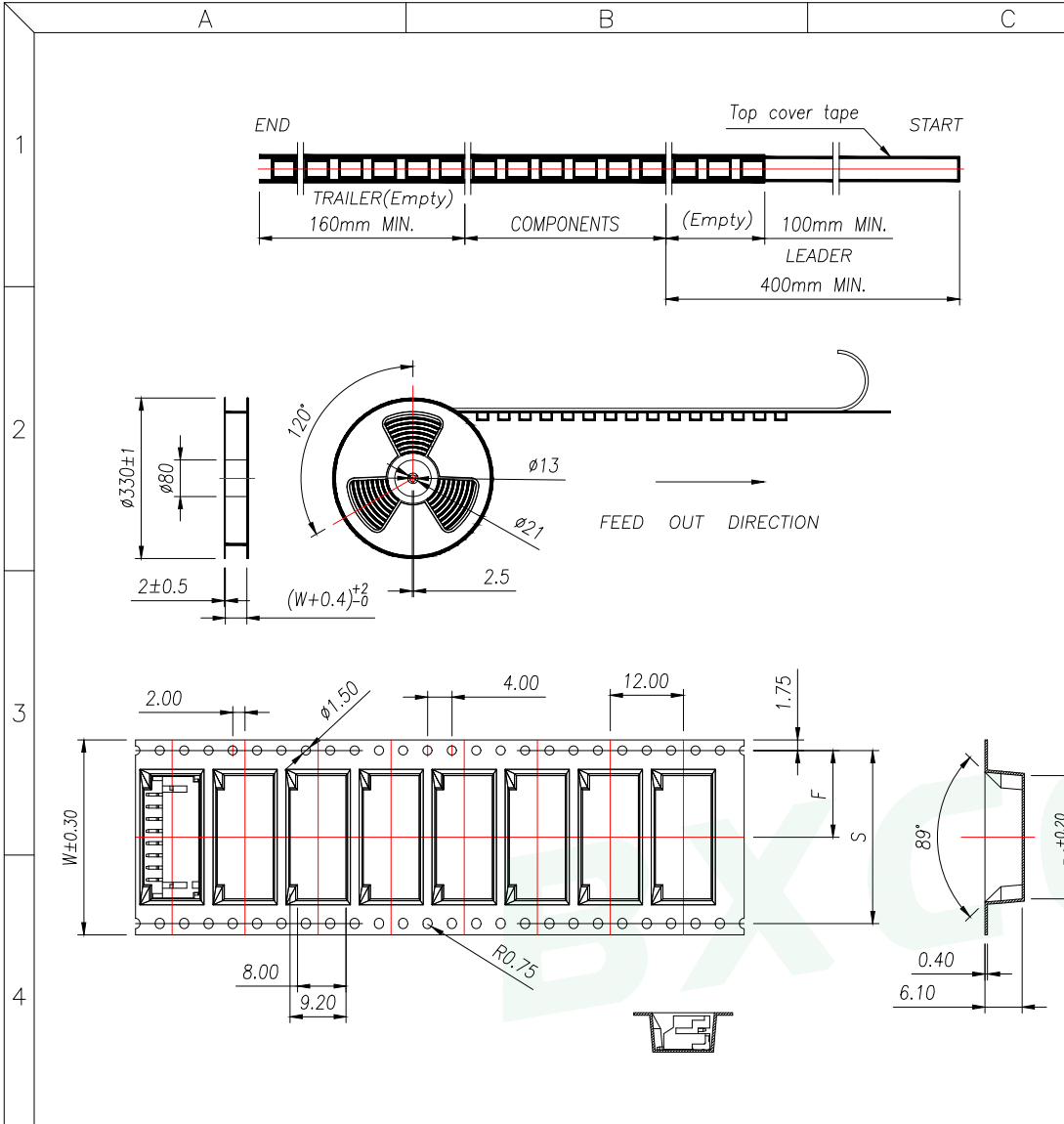
NOTES:

1. Working temp: -25°C~85°C.
2. Voltage rating: 100V AV/DC(rms)
3. Contact resistance: 20mΩ max.
4. Insulation resistance: 1000MΩ min.
5. Current rating: 2A AV/DC
6. Withstanding Voltage: 800V AC/minute
7. Pin Retention Force: 15N min.
8. Housing material: LCP UL94-V0, Natural
9. Terminal materl: Brass,  
plating Ni 50u" min , plating Tin 100u"min.
10. Solder tab material: Brass,  
plating Ni 50u" min , plating Tin 100u"min.

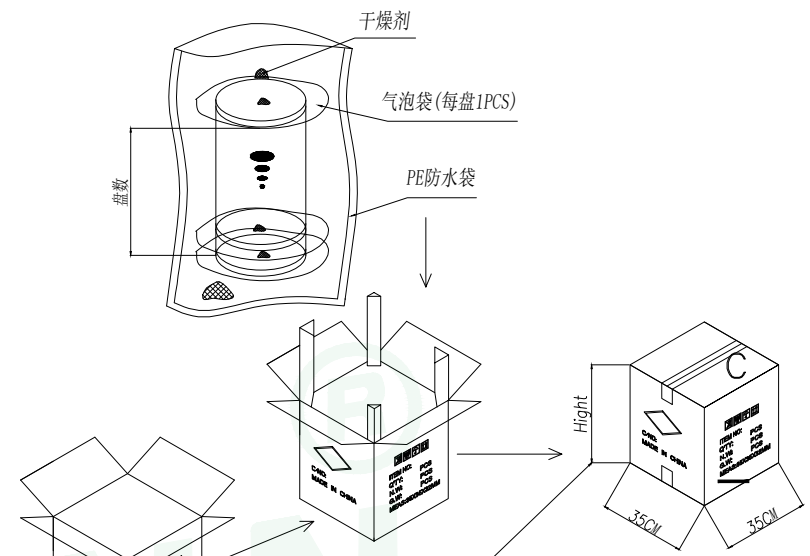
PIN	NO.	Dim A	Dim B	Dim C
2	WF-1F200A2P	2.00	4.80	7.95
3	WF-1F200A3P	4.00	6.80	9.95
4	WF-1F200A4P	6.00	8.80	11.95
5	WF-1F200A5P	8.00	10.80	13.95
6	WF-1F200A6P	10.00	12.80	15.95
7	WF-1F200A7P	12.00	14.80	17.95
8	WF-1F200A8P	14.00	16.80	19.95
9	WF-1F200A9P	16.00	18.80	21.95
10	WF-1F200A10P	18.00	20.80	23.95
11	WF-1F200A11P	20.00	22.80	25.95
12	WF-1F200A12P	22.00	24.80	27.95
13	WF-1F200A13P	24.00	26.80	29.95
14	WF-1F200A14P	26.00	28.80	31.95
15	WF-1F200A15P	28.00	30.80	33.95
16	WF-1F200A16P	30.00	32.80	35.95

GENERAL TOLERANCE		DONGGUAN BAOXUN PRECISION TECHNOLOGY CO., LTD			
DIM.	TOL.	TITLE: 线对板针座 PH2.0 卧式贴片			
X		DWG. NO.: WF-1F200ANP		DRAWN: MAX	
X.X	±0.30	PART NO.: WF-1F200ANP		CHECKED: ELLA	
X.XX	±0.25	UNIT: mm		SCALE: none	APPROVED: WILL
X.XXX	±0.15	SHEET: 1 of 1	DWG. SIZE: A4	LAYER: bxconn	
GENERAL ANGLE:	±3°				





REV.	DESCRIPTION	ECN NO.	NAME	DATE



Carton Type	Small Siz	Medium	Standard
Hight(CM)	7.5	15	32

- NOTE:
- 1.SPROCKET HOLE PITCH CUMULATIVE TOLERANCE  $\pm 0.2\text{mm}$ .
  - 2.CARRIER CAMBER NOT TO EXCEED 1mm IN 100mm.
  - 3.ALL DIMENSIONS MEET EIA-481 REQUIREMENTS.
  - 4.MATERIAL: CLEAR ANTISTATIC PS, COLD SEALING.
  - 5.THICKNESS:  $0.40 \pm 0.05\text{mm}$ .
  - 6.PACKING LENGTH PER REEL: 12.4 METERS.
  - 7.COMPONENT LOAD PER REEL: 1000 PCS.

PIN	NO.	Dim B0	Dim W	Dim F	PCS/RELL	RELL/CARTON	PCS/CARTON
6	WF-1F200A6P	16.25	32	14.2	1000	8	8000
7	WF-1F200A7P	18.25					
8	WF-1F200A8P	20.25					
9	WF-1F200A9P	22.25	44	20.2		6	6000
10	WF-1F200A10P	24.25					
11	WF-1F200A11P	26.25					
12	WF-1F200A12P	28.25	56	26.2		5	5000
13	WF-1F200A13P	30.25					
14	WF-1F200A14P	32.25					
15	WF-1F200A15P	34.25					
16	WF-1F200A16P	36.25					

GENERAL TOLERANCE		DONGGUAN BAOXUN PRECISION TECHNOLOGY CO., LTD			
DIM.	TOL.	TITLE: 线对板针座 PH2.0 卧式贴片			
X		DWG. NO.: WF-1F200ANP		DRAWN: MAX	
X.X	$\pm 0.30$	PART NO.: WF-1F200ANP		CHECKED: ELLA	
X.XX	$\pm 0.25$	UNIT: mm		APPROVED: WILL	
X.XXX	$\pm 0.15$	SCALE: none	SHEET: 1 of 1	DWG. SIZE: A4	LAYER: bxconn
GENERAL ANGLE:	$\pm 3^\circ$				



