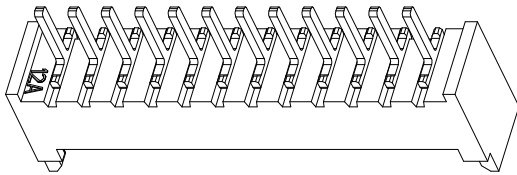
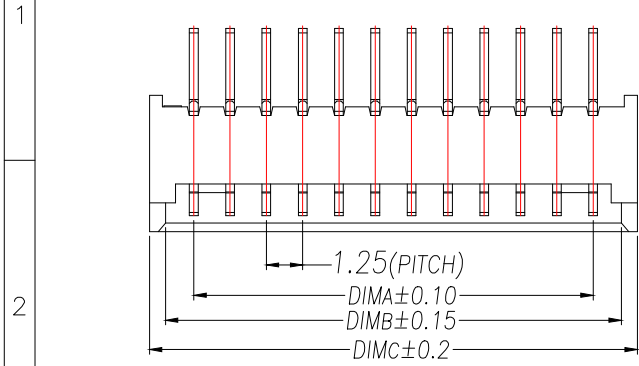
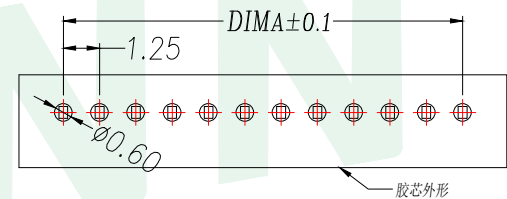
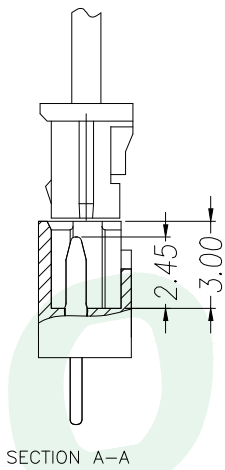
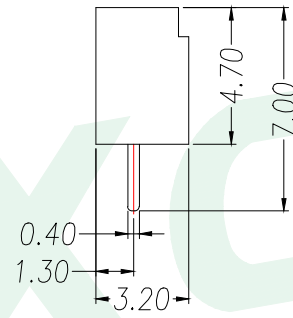
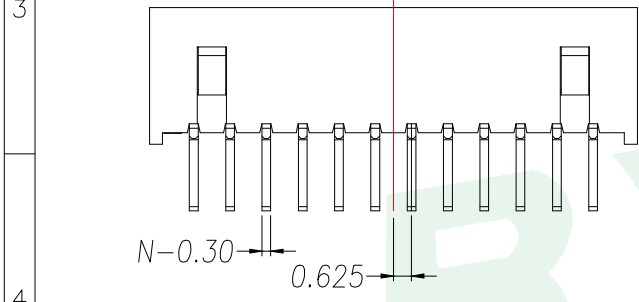
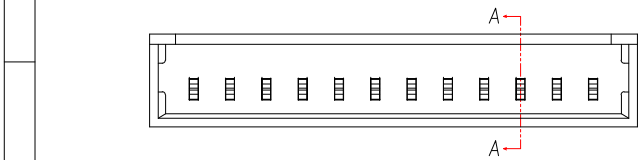


A		B		C		D		E	
REV.	DESCRIPTION				ECN NO.	NAME	DATE		

PRELIMINARY
DESIGN IS SUBJECT
TO CHANGE WITHOUT
PRIOR NOTICE

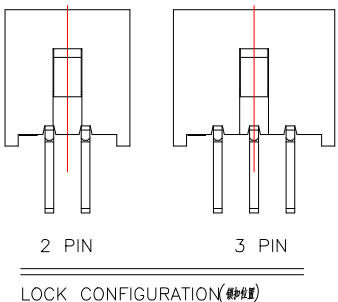


- NOTES:
- Working temp:-25°C~85°C.
 - Voltage rating:125V AC/DC(rms)
 - Contact resistance:55mΩ max.
 - Insulation resistance:100MΩ min.
 - Current rating:1A AV/DC
 - Withstanding Voltage:500V AC/minute
 - Pin Retention Force:5N min.
 - Housing material:LCP UL94-V0,Natural
 - Terminal materl:Brass,
plating Ni 40u" min , plating Tin 100u"min.
 - Solder tab material:Brass,
plating Ni 40u" min , plating Tin 100u"min.



RECOMMENDED PCB LAYOUT TOP VIEW (TOLERANCE:±0.05)

PIN	No.	Dim A	Dim B	Dim C
2	WF-1A125A2P-R	1.25	3.20	4.30
3	WF-1A125A3P-R	2.50	4.45	5.55
4	WF-1A125A4P-R	3.75	5.70	6.80
5	WF-1A125A5P-R	5.00	6.95	8.05
6	WF-1A125A6P-R	6.25	8.20	9.30
7	WF-1A125A7P-R	7.50	9.45	10.55
8	WF-1A125A8P-R	8.75	10.70	11.80
9	WF-1A125A9P-R	10.00	11.95	13.05
10	WF-1A125A10P-R	11.25	13.20	14.30
11	WF-1A125A11P-R	12.50	14.45	15.55
12	WF-1A125A12P-R	13.75	15.70	16.80
13	WF-1A125A13P-R	15.00	16.95	18.05
14	WF-1A125A14P-R	16.25	18.20	19.30
15	WF-1A125A15P-R	17.50	19.45	20.55
16	WF-1A125A16P-R	18.75	20.70	21.80



GENERAL TOLERANCE		DONGGUAN BAOXUN PRECISION TECHNOLOGY CO., LTD				
DIM.	TOL.	TITLE: WAFER 1.25mm H4.7mm 180°DIP 绝缘				
X		DWG. NO.: WF-1A125ANP-R		DRAWN: MAX		
X.X	±0.30	PART NO.: WF-1A125ANP-R		CHECKED: ELLA		
X.XX	±0.25	UNIT: mm	SCALE: none	SHEET: 1 of 1	DWG. SIZE: A4	LAYER: bxconn
X.XXX	±0.15	APPROVED: WILL				
GENERAL ANGLE:	±3°					