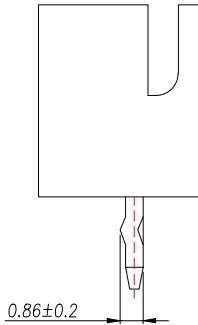
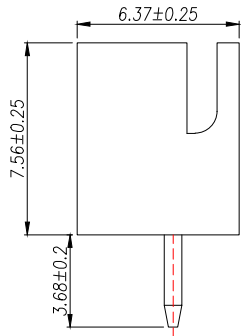
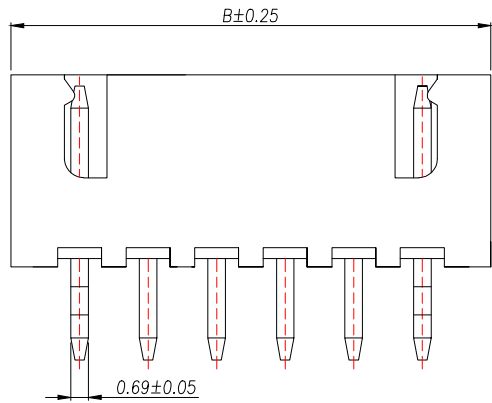


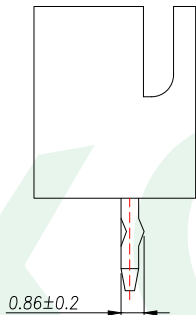
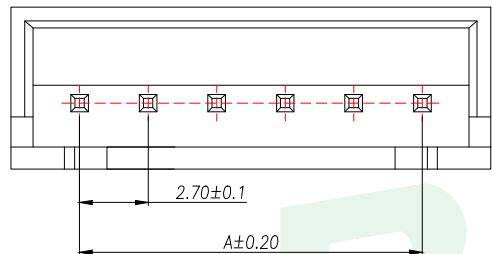
A		B		C		D		E	
REV.	DESCRIPTION				ECN NO.	NAME	DATE		

1



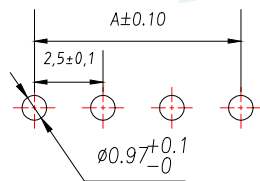
2

3



4

5



SUGGESTED PCB LAYOUT  
(COMPONENT SIDE)

技术要求:

1. 塑件材料: PA66 (UL-94V-0)
2. 接触件: 黄铜镀锡
3. 接触电阻:  $\leq 10m\Omega$
4. 绝缘电阻:  $\geq 100M\Omega$
5. 额定电压: 250V AC DC
6. 额定电流: 2.0A AC DC
7. 耐压: 能承受 1000V AC/Minute
8. 工作温度:  $-25^{\circ}\sim+85^{\circ}$
9. 可焊性试验: 浸锡面积  $\geq 95\%$  温度 235 $^{\circ}$ , 时间  $2.5\pm 0.5s$
10. 铅和镉等六大有害物质含量要符合环保要求。

Part No	Pin	A	B
WF-1A254A2P-Y	2	2.50	7.50
WF-1A254A3P-Y	3	5.00	10.00
WF-1A254A4P-Y	4	7.50	12.50
WF-1A254A5P-Y	5	10.00	15.00
WF-1A254A6P-Y	6	12.50	17.50
WF-1A254A7P-Y	7	15.00	20.00
WF-1A254A8P-Y	8	17.50	22.50
WF-1A254A9P-Y	9	20.00	25.00
WF-1A254A10P-Y	10	22.50	27.50
WF-1A254A11P-Y	11	25.00	30.00
WF-1A254A12P-Y	12	27.50	32.50
WF-1A254A13P-Y	13	30.00	35.00
WF-1A254A14P-Y	14	32.50	37.50
WF-1A254A15P-Y	15	35.00	40.00
WF-1A254A16P-Y	16	37.50	42.50
WF-1A254A17P-Y	17	40.00	45.00
WF-1A254A18P-Y	18	42.50	47.50
WF-1A254A19P-Y	19	45.00	50.00
WF-1A254A20P-Y	20	47.50	52.50

2	Contact	Brass	n*1	电镀(锡): 整个表面镀底镍30u"MIN, 再镀锡80u".MIN.
1	Wafer	PA66(UL94V-0)	1	黄色
序号	名称	材料	数量	附注
GENERAL TOLERANCE		DONGGUAN BAOXUN PRECISION TECHNOLOGY CO., LTD		
DIM. TOL.		TITLE: WAFER XH2.54MM 直针 黄色		
X				
X.X		±0.30		
X.XX		±0.25		
X.XXX		±0.15		
GENERAL ANGLE:		±3°		
DWG. NO.:		WF-1A254ANP-Y	DRAWN: MAX	
PART NO.:		WF-1A254ANP-Y	CHECKED: ELLA	
UNIT: mm		SCALE: none	SHEET: 1 of 1	DWG. SIZE: A4
		LAYER: bxconn		APPROVED: WILL

