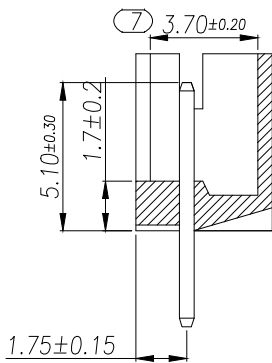
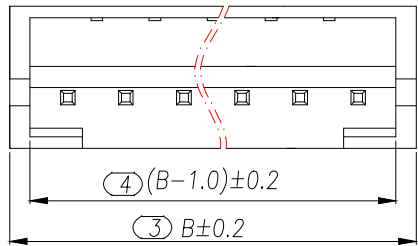
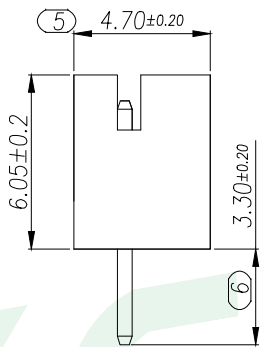
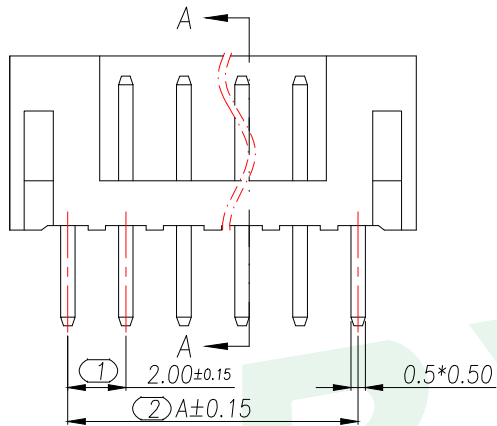


REV.	DESCRIPTION	ECN NO.	NAME	DATE

PRELIMINARY
DESIGN IS SUBJECT
TO CHANGE WITHOUT
PRIOR NOTICE

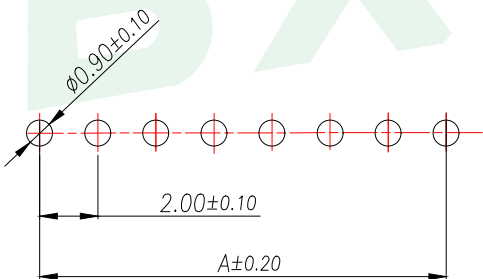


SECTION A-A



Part No	PIN	A	B
WF-1A200A2P-Y	2	2	6
WF-1A200A3P-Y	3	4	8
WF-1A200A4P-Y	4	6	10
WF-1A200A5P-Y	5	8	12
WF-1A200A6P-Y	6	10	14
WF-1A200A7P-Y	7	12	16
WF-1A200A8P-Y	8	14	18
WF-1A200A9P-Y	9	16	20
WF-1A200A10P-Y	10	18	22
WF-1A200A11P-Y	11	20	24
WF-1A200A12P-Y	12	22	26
WF-1A200A13P-Y	13	24	28
.....
WF-1A200A20P-Y	20	(20-1)*2	(20+1)*2

- 技术要求:
- 1、塑件材料:PA66 (UL-94V-0)
 - 2、接触件:黄铜镀锡
 - 3、接触电阻: ≤10mΩ
 - 4、绝缘电阻: ≥1000MΩ
 - 5、额定电压: 250V AC DC
 - 6、额定电流: 2.0A AC DC
 - 7、耐压: 能承受1000V AC/Min ute
 - 8、工作温度: -25° ~ +85°
 - 9、可焊性试验: 浸锡面积 ≥95% 温度 220±5°, 时间 2.5±0.5秒
 - 10、铅和镉等六大有害物质含量要符合环保要求



SUGGESTED PCB LAYOUT
(COMPONENT SIDE)

2	Contact	Brass	n*1	电镀(锡): 整个表面镀底镍30u"MIN,再镀锡80u".MIN.
1	Wafer	PA66(UL94V-0)	1	黄色
序号	名称	材料	数量	附注

GENERAL TOLERANCE		DONGGUAN BAOXUN PRECISION TECHNOLOGY CO., LTD			
DIM.	TOL.	TITLE: WAFER 2.0mm H6.0mm 180° DIP 黄色			
X		DWG. NO.: WF-1A200ANP-Y			
X.X	±0.30	DRAWN: MAX			
X.XX	±0.25	CHECKED: ELLA			
X.XXX	±0.15	PART NO.: WF-1A200ANP-Y			
GENERAL	ANGLE: ±3°	UNIT: mm	SCALE: none	SHEET: 1 of 1	DWG. SIZE: A4
		LAYER: bxconn		APPROVED: WILL	