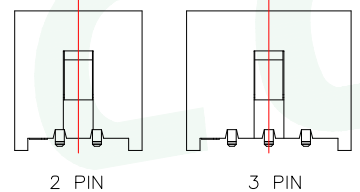
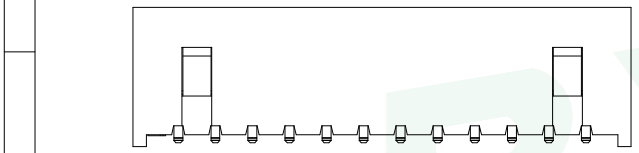
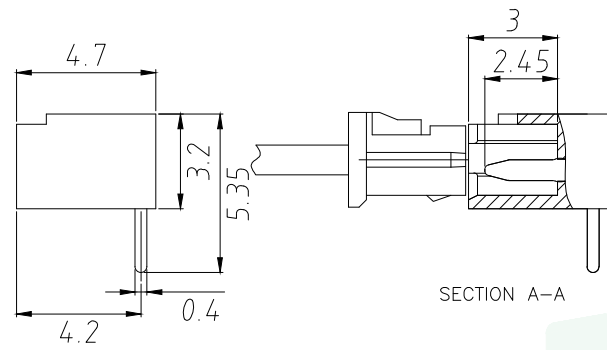
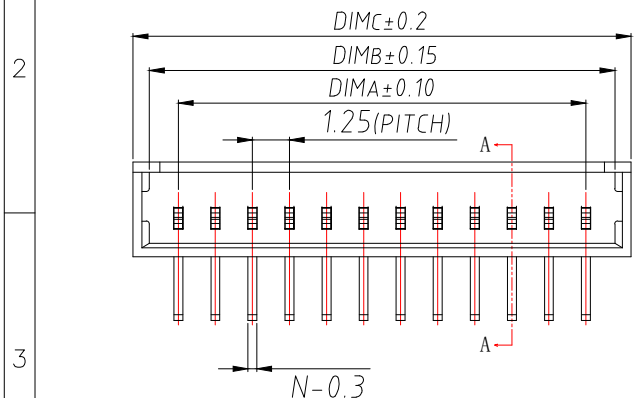
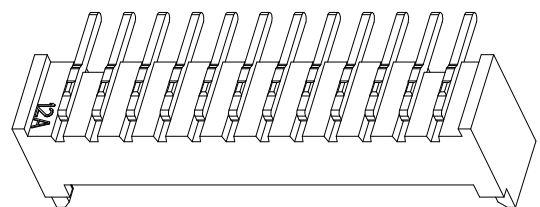
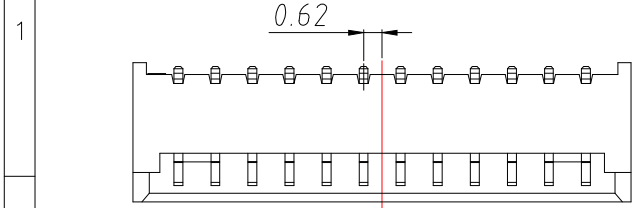


A		B		C		D		E	
REV.	DESCRIPTION				ECN NO.	NAME	DATE		

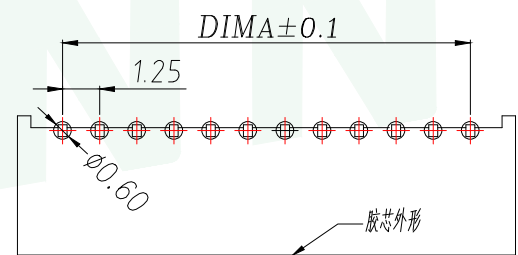
PRELIMINARY
DESIGN IS SUBJECT
TO CHANGE WITHOUT
PRIOR NOTICE

NOTES:

- Working temp: -25°C~85°C.
- Voltage rating: 125V AC/DC(rms)
- Contact resistance: 55mΩ max.
- Insulation resistance: 100MΩ min.
- Current rating: 1A AV/DC
- Withstanding Voltage: 500V AC/minute
- Pin Retention Force: 5N min.
- Housing material: LCP UL94-V0, Natural
- Terminal mater: Brass,
plating Ni 40u" min , plating Tin 100u"min.
- Solder tab material: Brass,
plating Ni 40u" min , plating Tin 100u"min.



LOCK CONFIGURATION (锁配置)



RECOMMENDED PCB LAYOUT TOP VIEW (TOLERANCE: ±0.05)

PIN	No.	Dim A	Dim B	Dim C
2	WF-1B125A2P-Y	1.25	3.20	4.30
3	WF-1B125A3P-Y	2.50	4.45	5.55
4	WF-1B125A4P-Y	3.75	5.70	6.80
5	WF-1B125A5P-Y	5.00	6.95	8.05
6	WF-1B125A6P-Y	6.25	8.20	9.30
7	WF-1B125A7P-Y	7.50	9.45	10.55
8	WF-1B125A8P-Y	8.75	10.70	11.80
9	WF-1B125A9P-Y	10.00	11.95	13.05
10	WF-1B125A10P-Y	11.25	13.20	14.30
11	WF-1B125A11P-Y	12.50	14.45	15.55
12	WF-1B125A12P-Y	13.75	15.70	16.80
13	WF-1B125A13P-Y	15.00	16.95	18.05
14	WF-1B125A14P-Y	16.25	18.20	19.30
15	WF-1B125A15P-Y	17.50	19.45	20.55
16	WF-1B125A16P-Y	18.75	20.70	21.80

GENERAL TOLERANCE		DONGGUAN BAOXUN PRECISION TECHNOLOGY CO., LTD				
DIM.	TOL.	TITLE: WAFER 1.25mm H3.2mm 90°DIP 黄色				
X		DWG. NO.: WF-1B125ANP-Y		DRAWN: MAX		
X.X	±0.30	PART NO.: WF-1B125ANP-Y		CHECKED: ELLA		
X.XX	±0.25	UNIT: mm		APPROVED: WILL		
X.XXX	±0.15	SCALE: none	SHEET: 1 of 1	DWG. SIZE: A4	LAYER: bxconn	
GENERAL ANGLE:	±3°					