

A		B		C		D		E	
REV.	DESCRIPTION				ECN NO.	NAME	DATE		

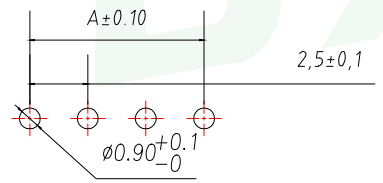
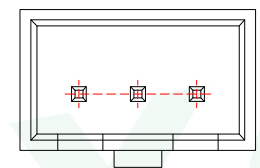
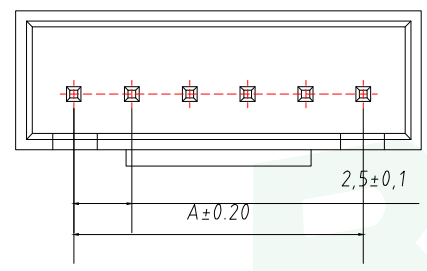
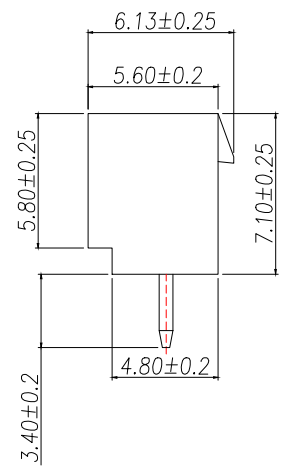
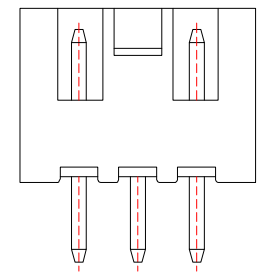
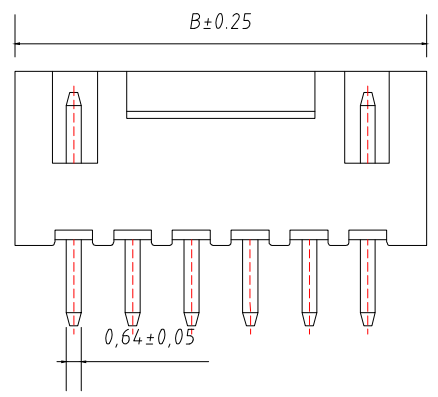
1

2

3

4

5



SUGGESTED PCB LAYOUT
(COMPONENT SIDE)

技术要求:

1. 塑件材料: PA66(UL-94V-0)
2. 接触件: 黄铜镀锡
3. 接触电阻: $\leq 10m\Omega$
4. 绝缘电阻: $\geq 100M\Omega$
5. 额定电压: 250V AC DC
6. 额定电流: 2.0A AC DC
7. 耐压: 能承受 1000V AC/Minute
8. 工作温度: $-25^{\circ}\sim+85^{\circ}$
9. 可焊性试验: 浸锡面积 $\geq 95\%$ 温度 235° , 时间 2.5 ± 0.5 秒
10. 铅和镉等六大有害物质含量要符合环保要求。

Part No	Pin	A	B
WF-1A254B2P-Y	2	2.50	7.50
WF-1A254B3P-Y	3	5.00	10.00
WF-1A254B4P-Y	4	7.50	12.50
WF-1A254B5P-Y	5	10.00	15.00
WF-1A254B6P-Y	6	12.50	17.50
WF-1A254B7P-Y	7	15.00	20.00
WF-1A254B8P-Y	8	17.50	22.50
WF-1A254B9P-Y	9	20.00	25.00
WF-1A254B10P-Y	10	22.50	27.50
WF-1A254B11P-Y	11	25.00	30.00
WF-1A254B12P-Y	12	27.50	32.50
WF-1A254B13P-Y	13	30.00	35.00
WF-1A254B14P-Y	14	32.50	37.50
WF-1A254B15P-Y	15	35.00	40.00
WF-1A254B16P-Y	16	37.50	42.50
WF-1A254B17P-Y	17	40.00	45.00
WF-1A254B18P-Y	18	42.50	47.50
WF-1A254B19P-Y	19	45.00	50.00
WF-1A254B20P-Y	20	47.50	52.50

2	Contact	Brass	n*1	电镀(锡): 整个表面镀底镍30u"MIN, 再镀锡80u".MIN.
1	Wafer	PA66(UL94V-0)	1	黄色
序号	名称	材料	数量	备注

GENERAL TOLERANCE		DONGGUAN BAOXUN PRECISION TECHNOLOGY CO., LTD			
DIM.	TOL.	TITLE: WAFER XHB2.54MM 带扣 直针 黄色			
X		DWG. NO.: WF-1A254BNP-Y		DRAWN: MAX	
X.X	± 0.30	PART NO.: WF-1A254BNP-Y		CHECKED: ELLA	
X.XX	± 0.25	APPROVED: WILL			
X.XXX	± 0.15	UNIT: mm	SCALE: none	SHEET: 1 of 1	DWG. SIZE: A4
GENERAL ANGLE:	$\pm 3^{\circ}$	LAYER: bxcn			

