

## H3-MABA-009572-CF18A0

5-200MHz 75Ω 1:1 Balun

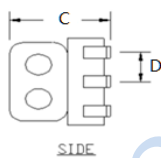
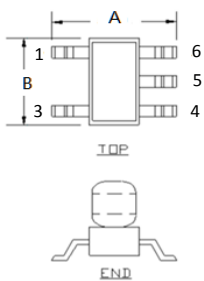
### APPLICATIONS

Ideally suitable for CATV broadband applications.

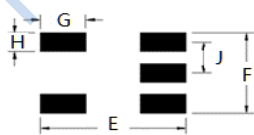
### FEATURES

- Surface mount
- Impedance ratio: 1:1
- Centre tap on secondary
- RoHS compliant and Pb free
- Available on tape and reel
- Suitable for DOCSIS 3.0

### DIMENSIONS



### Land Pattern



A	B	C
5.30	4.21	3.51±10%
D		
1.50		

E	F	G
6.13	3.91	1.92
H	J	
0.91	1.50	

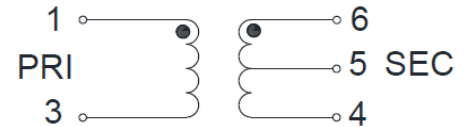
Unless otherwise stated dimensions are in mm

Tolerance: .xx ± 0.25, .xxx ± 0.05

### ELECTRICAL SPECIFICATIONS@25°C:

Parameters (P#: ENA PORT)	frequency band	Min.	Typ.	Max.	Unit
Port Impedance, Z0 (P1 / P2 / P3)			75 / 37.5 / 37.5		Ohm
Insertion Loss	5-60MHz		0.4	0.5	dB
	60-150MHz		0.6	0.7	dB
	150-200MHz		0.7	1	dB
Input Return Loss (Pin 1)	5-60MHz	20.0	28.0		dB
	60-200MHz	12.0	20.0		dB
Amplitude Balance	5-60MHz		0.02	0.1	dB
	60-200MHz		0.30	0.5	dB
Phase Balance (ref value 180 ° Deg)	5-60MHz		0.1	1.0	Deg
	60-200MHz		0.5	3.0	Deg

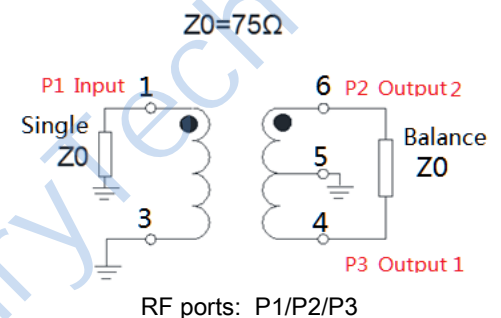
### FUNCTIONAL SCHEMATIC



### PIN CONFIGURATION

Pin No.	Function
1	Primary Dot
3	Primary
4	Secondary
5	Centre Tap
6	Secondary Dot

### APPLICATION & TEST CIRCUIT

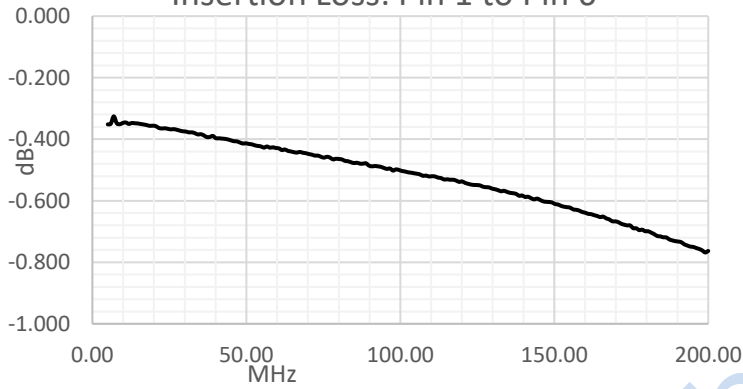


### ABSOLUTE MAXIMUM RATINGS

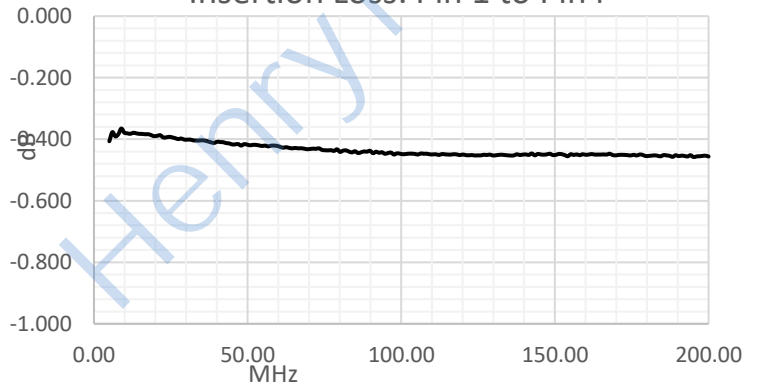
Parameter	Value
Input RF Power(+28dBm)	631mW Max
DC Current(tested at 5V)	600mA Max
Operating Temperature Range	-40 to 85°C

## TEST CURVE

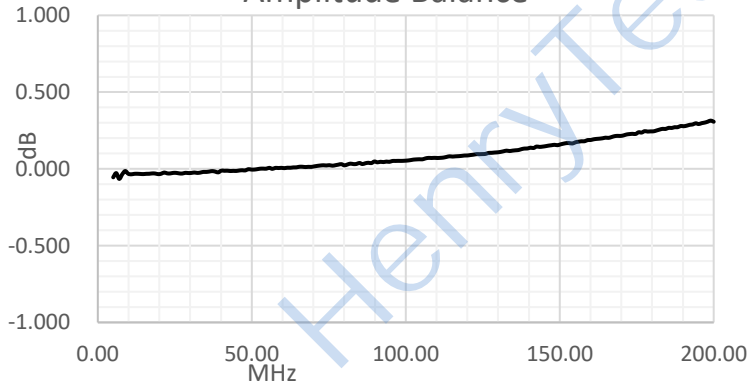
Insertion Loss: Pin 1 to Pin 6



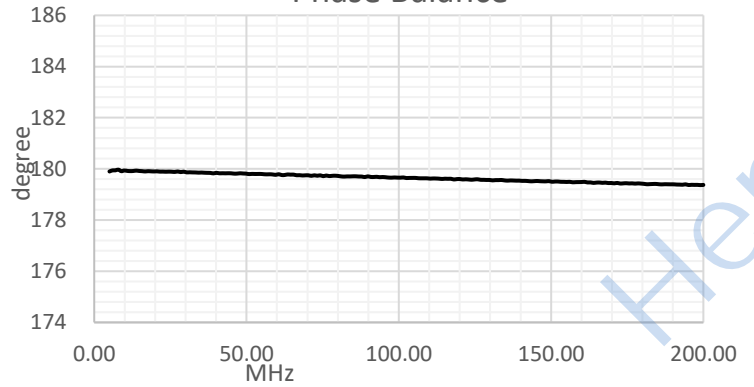
Insertion Loss: Pin 1 to Pin4



Amplitude Balance



Phase Balance



Input Return Loss: Pin 1

